

***united chair***<sup>®</sup>

A GROUPE LACASSE BRAND



**USA /  
Price List  
Effective September 2022**

# Table of Contents

We are United Chair® / How to Use this Price List . . . . .	3
Control Features Matrix . . . . .	4
Control Features and Benefits . . . . .	5
Sample Order . . . . .	6
Seating Collections . . . . .	7-30
C.O.M./C.O.V. Policy . . . . .	31
Custom Fabric Form . . . . .	32
Terms and Conditions . . . . .	33-34
Warranty . . . . .	34

## Quick Reference Index

Series	Series Abbrev.	Executive / Management	Task / Conference	24-Hour	Guest / Stack	Nesting	Stools	BIFMA	Page
Atto	AT		•					•	7
Brylee	BR				•			•	8
IO	IO				•		•	•	9
Papillon	PP		•					•	11
Pilo	PL				•		•	•	12
Rackup	RK		•			•	•	•	14
Radiance	RA	•					•	•	16
Savvy	SV	•		•			•	•	18
Shifter	FT				•		•	•	21
Stools – Medical	D						•	•	23
Swatt	SW				•			•	24
Upswing	UP		•				•	•	25
Veinure	VR				•		•	•	27
4800	FE				•			•	28

**Important note:** Any artistic, photographic, clerical, typographical and pricing errors and omissions in this price list are subject to correction. Prices and product specifications are subject to change without notice.

[www.grounelacasse.com](http://www.grounelacasse.com)

## WE ARE UNITED CHAIR®

United Chair makes your workspace a better place to be, simply.

**Embrace the simplicity of a straightforward design approach.** Based on your needs, United Chair products are innovative, comfortable and functional. We are proud of them and we want to share this pride with you.

**Choose the simplicity of a high-quality service.** Putting our customers' satisfaction at the forefront of our success, we strive to provide the best client experience in the office seating business. This is why we respect sustainability principles, to be always one step ahead of this ever changing world.

So take a seat and enjoy the United Chair experience.



United Chair has achieved GREENGUARD GOLD Certification.

GREENGUARD Certified products are certified to GREENGUARD standards for low chemical emissions into indoor air during product usage. For more information, visit [ul.com/gg](http://ul.com/gg).

## HOW TO USE THIS PRICE LIST

### Find the products you need

Refer to the **Table of Contents** to find the solutions you require. For assistance in understanding the ergonomic functions of each model, please refer to page 5.

**Pictures** of various models are available on the Groupe Lacasse Website ([www.groupelacasse.com](http://www.groupelacasse.com)).

### Specify the upholstery and finishes you want

Once you've selected the products that meet your needs, refer to the United Chair® Upholstery Selection Guide that can be found on Groupe Lacasse's Website and make a note of the applicable codes.

Refer to the **Sample Order** sections specific to each model to ensure integrity of order.

### Submit your order

**Fax:** Groupe Lacasse Inc.  
**Attn:** Order Entry  
**1-800-363-5474**

**Email:** [oc@groupelacasse.com](mailto:oc@groupelacasse.com)

## WHAT ABOUT SPECIAL PRODUCTS?

Groupe Lacasse stands out for its unwavering commitment to flexibility and United Chair is no exception. We can help you with non-standard seating solutions to your specific environment, your special needs and your budget. Please contact **Groupe Lacasse Specials Department** for an assessment of your request.

### Contact us if you have questions

Making sure you get what you need – on time and accurately – is our first priority. Should you ever have questions, please feel free to contact our Customer Service department.

**Telephone:** 1-888-522-2773  
**Email:** [customerservice@groupelacasse.com](mailto:customerservice@groupelacasse.com)



# Control Features Matrix

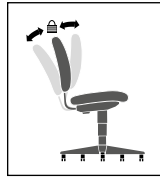
		1) 360-degree swivel	2) Back angle	3) Back height adjustment	4) Forward seat tilt	5) High-performance control	6) Independently adjustable back and seat angle	7) Knee-tilt control	8) Lumbar adjustment	9) Pneumatic seat height	10) Sliding seat pan	11) Swivel-tilt control	12) Synchronous control	13) Tilt lock	14) Tilt tension
ATTO	ALL	X						X		X				4-position	X
PAPILLON	ALL	X								X		X		Upright	X
RACKUP	ALL	X								X		X			
RADIANCE	ALL	X	X	X					X	X	X		X	5-position	X
SAVVY	SVX16-15	X			X	X	X		X	X	Opt.	X		Infinite	X
	SVX11-10	X			X	X	X		X	X	Opt.	X		Infinite	X
	SV24-23	X						X	X	X				5-position	X
	SV26-25	X						X	X	X				5-position	X
	SV52-51	X							X	X					
STOOLS – MEDICAL	D63	X								X					
	DB63	X							X	X					
	D65	X								X					
	D63X	X								X					
UPSWING	ALL	X						X	X	X		X	X	X	

# Control Features and Benefits

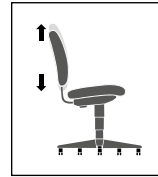
You spend a lot of time sitting in your chair, so why not make it as comfortable as possible? Our seating solutions are designed to give you the support you need to be more productive... and to feel great hour after hour!



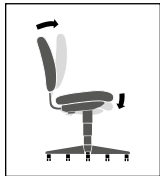
**1. 360-Degree Swivel**  
Seat of chair rotates through 360° allowing access to desired areas within reach. Helps avoid twisting of torso.



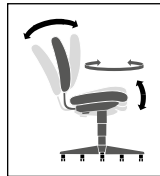
**2. Back Angle**  
Allows the user to select a back angle and lock it into a desired position. Helps reduce disc pressure and relaxes back muscles.



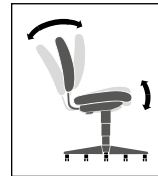
**3. Back Height Adjustment**  
Adjust the back up and down for proper positioning of the lumbar support. Helps reduce back pain by providing an optimum lumbar support.



**4. Forward Seat Tilt**  
Allows chair to tilt forward, changing the angle of your thighs in relation to the floor. Increases comfort while reducing pressure when doing intensive forward leaning tasks.



**5. High-Performance Control**  
Includes a swivel/tilt with tension control, independently adjustable seat and back angle with infinite lock (any position) and forward pitch control. Enhances comfort and provides optimum supportive working position.



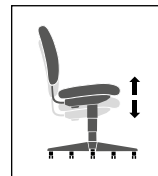
**6. Independently Adjustable Seat and Back Angle**  
Adjust the seat and back angle of the chair independently of each other. For optimum custom fit, helps reduce pressure on the thighs and relaxes back muscles.



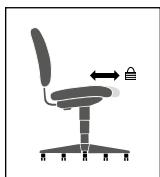
**7. Knee-Tilt Control**  
Knee-tilt movement from a pivot point positioned at the front of the seat. Allows the user to fully recline while keeping feet comfortably on the floor. Maintains stability while avoiding pressure under the thighs.



**8. Lumbar Adjustment**  
Allows the user to custom fit the chair by adjusting the lumbar support for optimum comfort.



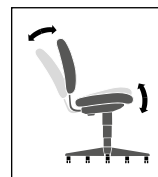
**9. Pneumatic Seat Height**  
Adjust the seat height up and down to allow your feet to rest flat on the floor. Avoids pressure under the thighs and eases blood circulation.



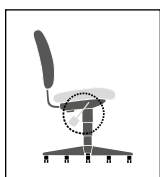
**10. Seat depth adjustment**  
Change the depth of the seat forward and back or lock in a desired position. Accommodates the length of your thighs and keeps your back in contact with the backrest while avoiding pressure behind your knees.



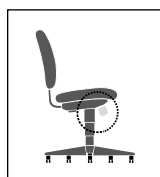
**11. Swivel-Tilt Control**  
Chair tilts from a pivot point directly above the base center and allows the user to lean back in a seating position.



**12. Synchronous Control**  
Automatically adjust the seat and back angle while maintaining a recline ratio. Provides optimum back support and minimal seat rise. Enhances comfort and encourages dynamic body movement.



**13. Tilt Lock**  
Lock the seat and back in an upright position.  
**Infinite Tilt Lock**  
Lock the tilt movement in any position to accommodate the user's working posture. Allows the user to lock the chair in a comfortable working position.



**14. Tilt Tension**  
Allows the user to adjust the resistance with which the chair reclines or tilts. The user can rock the chair comfortably, without heavy pushing, reducing muscle fatigue.

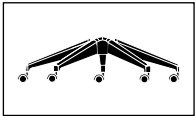
### 1. Controls

- KT** Knee-tilt control  
**ST** Swivel-tilt control  
**SW** Swivel only control  
**SYN** Synchronous control  
**XCON** Multifunction control

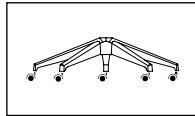
### 2. Cylinders

- CP** Pneumatic seat height cylinder, chrome finish  
**P** Pneumatic seat height cylinder  
 (Chairs: 18¼" - 21½"/Stools: 24" - 31½")  
**SCL** Mid-range pneumatic seat height (19"-26") cylinder  
**XTC** Extra-tall pneumatic seat height cylinder (29"-34")  
*Height dimensions:  
 Use as a guideline; they vary slightly depending on the models.*

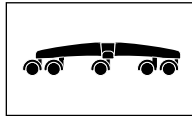
### 3. Bases



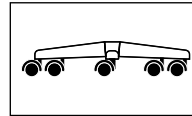
**AB, WAB**  
 Black nylon angel base  
 White nylon angel base



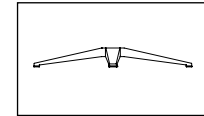
**APC**  
 Chrome angel base



**NB, GB**  
 Black nylon base  
 Grey nylon base




**PCB**  
 Polished chrome base

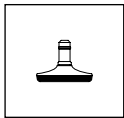


**ST4**  
 Low profile 4-prong base

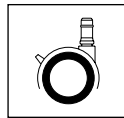
### 4. Casters



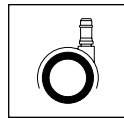
**BGL**  
 Bell-shaped glides, black



**GLD**  
 Flat glides, black



**BRC**  
 Braking casters, black (Rolls when weight is applied)



**HDW** Hard dual-wheel casters, black  
**SDW** Soft dual-wheel casters (non-marking), black

### 5a. Fixed Arms



**BA01**  
 Polished chrome arms with black polyurethane pads

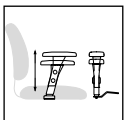


**FA**  
 Fixed arms

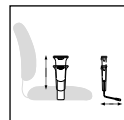


**HLA**  
 Half-loop arms

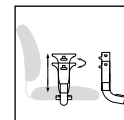
### 5b. Adjustable Arms



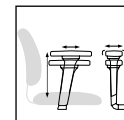
**HA8**  
 Height adjustable arms



**HWA8**  
 Height and width adjustable arms



**3D8**  
 Height adjustable arms with pivoting armrests



**(R, C, W)\_3D8**  
 Height adjustable arms, front-to-back and side-to-side armrests.  
 Accent color: **C** Chrome, **R** Black or **W** White

### 6. Other Options

- C33** California 133 compliant  
**CSB** Contrast stitching, black  
**CSW** Contrast stitching, white  
**DP** Double pack  
**HH** Handle (Veinure)  
**ML** Metal legs, metallic silver  
**P33** California 133 compliant (For 4800 Series in black FS33 only)  
**PBG** Plastic back guard (N/A with C33 option)  
**QP** Quad pack  
**SC** Seamless seat upholstery  
**SP** Single pack  
**SSP** Sliding seat pan  
**ULS** Fully upholstered leather back panel for guest and café height models  
**UPS** Fully upholstered back panel for guest models

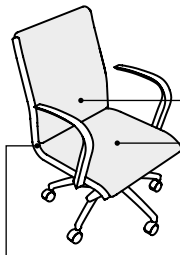


## CONFERENCE

### SPECIFICATIONS

- All models ship assembled.
- Fabric/fabric, fabric/vinyl and vinyl/vinyl dual upholstery is available. First upholstery is for the backrest and seat cushions, the second upholstery is for the back and seat shell.
- If dual upholstery combination is from two different grades, list price is the highest grade of the two (includes C.O.M. and C.O.V.).
- C.O.M./C.O.V. available. Please refer to page 31.
- Control mechanism is black.
- All models come with 2" (51 mm) hard plastic black dual-wheel casters.

## DUAL UPHOLSTERY APPLICATION



SAMPLE ORDER: AT12-E3-WH08-WH01-KT-P-APC-HDW-BA01

### CONFERENCE CHAIRS

SAMPLE ORDER: AT12-E3-WH08-WH01-KT-P-APC-HDW-BA01

#### AT14



One upholstery – back/seat:  
C.O.M.: 2.05 yd – 1,87 m  
Dual – Inner shell only:  
C.O.M.: 1.2 yd – 1,1 m  
Dual – Outer shell only:  
C.O.M.: 1.15 yd – 1,05 m

Standard features		Dimensions (in)		Dimensions (mm)		Dimensions (in)		Dimensions (mm)	
High back	<b>KT:</b> Knee-tilt control	Seat height	19-22 ½	482-571	Overall height	41 ½-45	1054-1143		
4-position tilt lock	<b>P:</b> Pneumatic seat height	Seat width	19 ¾	502	Overall width	27	686		
Fully upholstered back panel	<b>AB:</b> Nylon angel base	Seat depth	19	483	Overall depth	27	686		
Waterfall seat	<b>HDW:</b> Hard dual-wheel casters	Back height	26	660	Width between arms	19	483		
	<b>BA01:</b> Polished chrome arms with polyurethane pads	Back width	19 ½	495					

Model	Frame	Upholstery / List (\$)		Control (\$)		Cylinder (\$)		Base (\$)		Casters (\$)		Arms (\$)									
AT14	E3 Black	Grade 1	1,662	Grade 5	1,971	KT	Std	P	Std	AB	Std	HDW	Std								
		Grade 2	1,763	Grade 6	2,104									CP	43	APC	114	SDW	23		
		Grade 3	1,830	Grade 7	2,749															BRC	35
		Grade 4	1,861	Grade 8	2,289																

#### AT12



One upholstery – back/seat:  
C.O.M.: 1.89 yd – 1,73 m  
Dual – Inner shell only:  
C.O.M.: 1.09 yd – 1 m  
Dual – Outer shell only:  
C.O.M.: 1.01 yd – 0,93 m

Standard features		Dimensions (in)		Dimensions (mm)		Dimensions (in)		Dimensions (mm)	
Medium back	<b>KT:</b> Knee-tilt control	Seat height	19-22 ½	482-571	Overall height	38 ¼-41 ¾	971-1060		
4-position tilt lock	<b>P:</b> Pneumatic seat height	Seat width	19 ¾	502	Overall width	27	686		
Fully upholstered back panel	<b>AB:</b> Nylon angel base	Seat depth	19	483	Overall depth	27	686		
Waterfall seat	<b>HDW:</b> Hard dual-wheel casters	Back height	22 ½	572	Width between arms	19	483		
	<b>BA01:</b> Polished chrome arms with polyurethane pads	Back width	19 ½	495					

Model	Frame	Upholstery / List (\$)		Control (\$)		Cylinder (\$)		Base (\$)		Casters (\$)		Arms (\$)									
AT12	E3 Black	Grade 1	1,637	Grade 5	1,895	KT	Std	P	Std	AB	Std	HDW	Std								
		Grade 2	1,697	Grade 6	2,019									CP	43	APC	114	SDW	23		
		Grade 3	1,752	Grade 7	2,662															BRC	35
		Grade 4	1,787	Grade 8	2,194																




**Temporarily unavailable**

**GUEST / STACK**


**SPECIFICATIONS**

- All models ship assembled.
- All options available in Cal-133. However, Cal-133 guest chairs must have upholstered back panel (UPS option). Limited upholstery selection.
- Fabric/fabric, fabric/vinyl and vinyl/vinyl dual upholstery is available. First upholstery is for the backrest, the second upholstery is for the seat.
- If dual upholstery combination is from two different grades, list price is the highest grade of the two (includes C.O.M. and C.O.V.).
- C.O.M./C.O.V. available. Please refer to page 31.
- BR32C guest chair comes with 2" (51 mm) hard plastic black dual-wheel casters.

**GUEST / STACK CHAIRS WITH WALL-SAVER LEGS** SAMPLE ORDER: BR32-E3-CP03-CP11-SP


BR32		Standard features	Dimensions	(in)	(mm)	Dimensions	(in)	(mm)
		Ships 2 per carton <b>DP: Double pack</b>	Seat height	17 ¾	451	Overall height	32 ¾	832
		Stacks up to 4 high	Seat width	18 ½	470	Overall width	24 ¾	629
		Integrated lumbar support	Seat depth	18	457	Overall depth	23	584
		Rugged outer polymer shell	Back height	14 ½	368	Width between arms	19	483
		Waterfall seat front	Back width	19	483			
		Injection-molded fixed arms						
		1", 14-gauge steel tubing						
Model	Frame	Upholstery / List (\$)			Other options (\$)			
BR32	E3 Black	Grade 1	n/a	Grade 5	n/a	DP	Std	
		Grade 2	n/a	Grade 6	n/a	SP	n/a/chair	
		Grade 3	n/a	Grade 7	n/a	C33	n/a	
		Grade 4	n/a	Grade 8	n/a	UPS	n/a	
						ULS <sup>(1)</sup>	n/a	

One upholstery – back/seat: C.O.M.: 1 yd – 0,91 m  
 Dual upholstery – back only: C.O.M.: 0.65 yd – 0,59 m  
 Dual upholstery – seat only: C.O.M.: 0.8 yd – 0,73 m  
 Add 0.5 yd (0,46 m) for UPS option.

BR31		Standard features	Dimensions	(in)	(mm)	Dimensions	(in)	(mm)
		Ships 2 per carton <b>DP: Double pack</b>	Seat height	17 ¾	451	Overall height	32 ¾	832
		Stacks up to 4 high	Seat width	18 ½	470	Overall width	21	533
		Integrated lumbar support	Seat depth	18	457	Overall depth	23	584
		Rugged outer polymer shell	Back height	14 ½	368			
		Waterfall seat front	Back width	19	483			
		1", 14-gauge steel tubing						
Model	Frame	Upholstery / List (\$)			Other options (\$)			
BR31	E3 Black	Grade 1	n/a	Grade 5	n/a	DP	Std	
		Grade 2	n/a	Grade 6	n/a	SP	n/a/chair	
		Grade 3	n/a	Grade 7	n/a	C33	n/a	
		Grade 4	n/a	Grade 8	n/a	UPS	n/a	
						ULS <sup>(1)</sup>	n/a	

One upholstery – back/seat: C.O.M.: 1 yd – 0,91 m  
 Dual upholstery – back only: C.O.M.: 0.65 yd – 0,59 m  
 Dual upholstery – seat only: C.O.M.: 0.8 yd – 0,73 m  
 Add 0.5 yd (0,46 m) for UPS option.

**GUEST CHAIRS WITH CASTERS** SAMPLE ORDER: BR32C-E8-CP03-CP11-SDW

BR32C		Standard features	Dimensions	(in)	(mm)	Dimensions	(in)	(mm)	
		Ships in a single pack <b>HDW: Hard dual-wheel casters</b>	Seat height	17 ¾	451	Overall height	32 ¾	832	
		Integrated lumbar support	Seat width	18 ½	470	Overall width	24 ¾	629	
		Rugged outer polymer shell	Seat depth	18	457	Overall depth	23	584	
		Waterfall seat front	Back height	14 ½	368	Width between arms	19	483	
		Injection-molded fixed arms	Back width	19	483				
		1", 14-gauge steel tubing							
Model	Frame	Upholstery / List (\$)			Casters (\$)		Other options (\$)		
BR32C	E3 Black	Grade 1	n/a	Grade 5	n/a	HDW	Std	C33	n/a
		Grade 2	n/a	Grade 6	n/a	SDW	n/a	UPS	n/a
		Grade 3	n/a	Grade 7	n/a	BRC	n/a	ULS <sup>(1)</sup>	n/a
		Grade 4	n/a	Grade 8	n/a				

One upholstery – back/seat: C.O.M.: 1 yd – 0,91 m  
 Dual upholstery – back only: C.O.M.: 0.65 yd – 0,59 m  
 Dual upholstery – seat only: C.O.M.: 0.8 yd – 0,73 m  
 Add 0.5 yd (0,46 m) for UPS option.

(1) ULS: N/A with C33 option.



## GUEST / STACK AND STOOL

### SPECIFICATIONS

- All models come standard with wall-saver legs and ship assembled.
- Guest chairs with upholstered seat pad cannot be stacked.
- Polypropylene guest chairs can be stacked and should be ordered by the number of cartons desired.
- C.O.M./C.O.V. available. Please refer to page 31.



#### POLYPROPYLENE GUEST CHAIRS WITH UPHOLSTERED SEAT PAD

SAMPLE ORDER: I034-ML-IS01-PK04

#### I034

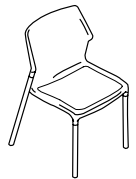


One upholstery – seat only.  
C.O.M. : 0.65 yd – 0.59 m

Standard features		Dimensions (in) (mm)			Dimensions (in) (mm)		
Ships 1 per carton <b>ML:</b> Metal legs		Seat height	18 ½	470	Overall height	32	813
Polypropylene shell		Seat width	17 ½	445	Overall width	23 ½	597
Color-matched polypropylene arms		Seat depth	16	406	Overall depth	20 ½	521
Upholstered seat pad		Back height	15 ½	394	Width between arms	20	508
		Back width	19 ¾	502			

Model	Legs	Polypropylene shell colors	Upholstery (\$)	
I034	ML Std	IS01 White	Grade 1	702
		IS03 Black	Grade 2	718
		IS06 Red	Grade 3	746
			Grade 4	805
			Grade 5	834
			Grade 6	907
			Grade 7	1,376
			Grade 8	979

#### I033



One upholstery – seat only.  
C.O.M. : 0.65 yd – 0.59 m

Standard features		Dimensions (in) (mm)			Dimensions (in) (mm)		
Ships 1 per carton <b>ML:</b> Metal legs		Seat height	18 ½	470	Overall height	32	813
Polypropylene shell		Seat width	17 ½	445	Overall width	20	508
Upholstered seat pad		Seat depth	16	406	Overall depth	20 ½	521
		Back height	15 ½	394			
		Back width	19 ¾	502			

Model	Legs	Polypropylene shell colors	Upholstery (\$)	
I033	ML Std	IS01 White	Grade 1	673
		IS03 Black	Grade 2	687
		IS06 Red	Grade 3	718
			Grade 4	774
			Grade 5	805
			Grade 6	878
			Grade 7	1,345
			Grade 8	951

#### POLYPROPYLENE GUEST / STACK CHAIRS

SAMPLE ORDER: I031-ML-IS03-SP

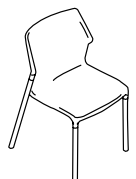
#### I032



Standard features		Dimensions (in) (mm)			Dimensions (in) (mm)		
Ships 4 per carton <b>ML:</b> Metal legs		Seat height	18 ½	470	Overall height	32	813
Stacks up to 6 high <b>QP:</b> Quad pack		Seat width	17 ½	445	Overall width	23 ½	597
Polypropylene shell		Seat depth	16	406	Overall depth	20 ½	521
Color-matched polypropylene arms		Back height	15 ½	394	Width between arms	20	508
		Back width	19 ¾	502			

Model	Legs	Polypropylene shell colors	Polypropylene (\$)	Other options (\$)	
I032	ML Std	IS01 White	504 x 4 = 2,016	QP Quad pack	Std
		IS03 Black		DP Double pack	35/chair
		IS06 Red		SP Single pack	66/chair

#### I031




Standard features		Dimensions (in) (mm)			Dimensions (in) (mm)		
Ships 4 per carton <b>ML:</b> Metal legs		Seat height	18 ½	470	Overall height	32	813
Stacks up to 6 high <b>QP:</b> Quad pack		Seat width	17 ½	445	Overall width	20	508
Polypropylene shell		Seat depth	16	406	Overall depth	20 ½	521
		Back height	15 ½	394			
		Back width	19 ¾	502			

Model	Legs	Polypropylene shell colors	Polypropylene (\$)	Other options (\$)	
I031	ML Std	IS01 White	472 x 4 = 1,888	QP Quad pack	Std
		IS03 Black		DP Double pack	35/chair
		IS06 Red		SP Single pack	66/chair

POLYPROPYLENE CAFÉ HEIGHT STOOLS WITH UPHOLSTERED SEAT PAD

SAMPLE ORDER: I034H-ML-IS06-SL12

I034H

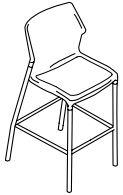


One upholstery – seat only:  
C.O.M. : 0.65 yd – 0,59 m

Standard features		Dimensions	(in)	(mm)	Dimensions	(in)	(mm)
Polypropylene shell	ML: Metal legs	Seat height	30 ½	775	Overall height	44	1118
Color-matched polypropylene arms		Seat width	17 ½	445	Overall width	23 ½	597
Upholstered seat pad		Seat depth	16	406	Overall depth	20 ½	521
		Back height	15 ½	394	Width between arms	20	508
		Back width	19 ¾	502			

Model	Legs	Polypropylene shell colors	Upholstery (\$)	
I034H	ML	Std	IS01 White	Grade 1 1,173
			IS03 Black	Grade 2 1,186
			IS06 Red	Grade 3 1,215
				Grade 4 1,270
			Grade 5 1,297	
			Grade 6 1,367	
			Grade 7 1,794	
			Grade 8 1,435	

I033H



One upholstery – seat only:  
C.O.M. : 0.65 yd – 0,59 m


Standard features		Dimensions	(in)	(mm)	Dimensions	(in)	(mm)
Polypropylene shell	ML: Metal legs	Seat height	30 ½	775	Overall height	44	1118
Upholstered seat pad		Seat width	17 ½	445	Overall width	20	508
		Seat depth	16	406	Overall depth	20 ½	521
		Back height	15 ½	394			
		Back width	19 ¾	502			

Model	Legs	Polypropylene shell colors	Upholstery (\$)	
I033H	ML	Std	IS01 White	Grade 1 1,145
			IS03 Black	Grade 2 1,159
			IS06 Red	Grade 3 1,186
				Grade 4 1,242
			Grade 5 1,270	
			Grade 6 1,339	
			Grade 7 1,765	
			Grade 8 1,408	

POLYPROPYLENE CAFÉ HEIGHT STOOLS

SAMPLE ORDER: I032H-ML-IS03

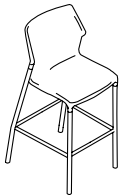
I032H



Standard features		Dimensions	(in)	(mm)	Dimensions	(in)	(mm)
Polypropylene shell	ML: Metal legs	Seat height	30 ½	775	Overall height	44	1118
Color-matched polypropylene arms		Seat width	17 ½	445	Overall width	23 ½	597
		Seat depth	16	406	Overall depth	20 ½	521
		Back height	15 ½	394	Width between arms	20	508
		Back width	19 ¾	502			

Model	Legs	Polypropylene shell colors	Polypropylene (\$)
I032H	ML	Std	993

I031H



Standard features		Dimensions	(in)	(mm)	Dimensions	(in)	(mm)
Polypropylene shell	ML: Metal legs	Seat height	30 ½	775	Overall height	44	1118
		Seat width	17 ½	445	Overall width	20	508
		Seat depth	16	406	Overall depth	20 ½	521
		Back height	15 ½	394			
		Back width	19 ¾	502			


Model	Legs	Polypropylene shell colors	Polypropylene (\$)
I031H	ML	Std	965



## CONFERENCE

### SPECIFICATIONS

- All models ship assembled.
- Fabric/fabric, fabric/vinyl, leather/fabric and vinyl/vinyl is available. First upholstery code is for the backrest and arms, the second upholstery code is for the seat.
- If dual upholstery combination is from two different grades, list price is the highest grade of the two (includes C.O.M. and C.O.V.).
- Note that the **ST4** base option can only be ordered with the **CP** cylinder option. When selecting the **ST4** base, please indicate NA (not applicable) in the caster field.
- Control mechanism is black.
- C.O.M./C.O.V. available. Please refer to page 31.

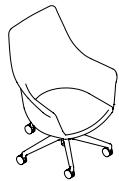


### DUAL UPHOLSTERY APPLICATION

SAMPLE ORDER : PP14-E3-DN05-DN05-ST-CP-APC-HDW

**CONFERENCE CHAIRS** SAMPLE ORDER: PP14-E3-CP10-DN02-ST-P-AB-HDW

### PP14



One upholstery – back/seat:  
C.O.M.: 2.38 yd – 2,18 m  
Dual upholstery – back only:  
C.O.M.: 1.99 yd – 1,82 m  
Dual upholstery – seat only:  
C.O.M.: 0.80 yd – 0,73 m

Standard features		Dimensions (in)		Dimensions (mm)			
High back	<b>ST:</b> Swivel-tilt control	Seat height	18½-21½	470-546	Overall height	40½-43½	1029-1105
Upright back lock	<b>P:</b> Pneumatic seat height cylinder	Seat width	16	406	Overall width	30¼	768
Integrated lumbar support	<b>AB:</b> Nylon angle base	Seat depth	19½	495	Overall depth	26	660
	<b>HDW:</b> Hard dual-wheel casters	Back height	24½	622	Width between arms	19	483
		Back width	22	459			

Model	Frame	Upholstery / List (\$)		Control (\$)		Cylinder (\$)		Base (\$)		Casters (\$)		Other options (\$)			
PP14	E3 Black	Grade 1	2,015	Grade 5	2,245	ST	Std	P	Std	AB	Std	HDW	Std	CSB	66
		Grade 2	2,072	Grade 6	2,363					APC	114	SDW	23	CSW	66
		Grade 3	2,123	Grade 7	2,890							GLD	23		
		Grade 4	2,151	Grade 8	2,514										
						CP	43	ST4	57	NA	Std				

### PP12



One upholstery – back/seat:  
C.O.M.: 2.33 yd – 2,13 m  
Dual upholstery – back only:  
C.O.M.: 1.86 yd – 1,70 m  
Dual upholstery – seat only:  
C.O.M.: 0.80 yd – 0,73 m

Standard features		Dimensions (in)		Dimensions (mm)			
Medium back	<b>ST:</b> Swivel-tilt control	Seat height	18½-21½	470-546	Overall height	34½-40½	876-1029
Upright back lock	<b>P:</b> Pneumatic seat height cylinder	Seat width	16	406	Overall width	30¼	768
Integrated lumbar support	<b>AB:</b> Nylon angle base	Seat depth	19½	495	Overall depth	26	660
	<b>HDW:</b> Hard dual-wheel casters	Back height	21½	546	Width between arms	19	483
		Back width	22	459			

Model	Frame	Upholstery / List (\$)		Control (\$)		Cylinder (\$)		Base (\$)		Casters (\$)		Other options (\$)			
PP12	E3 Black	Grade 1	1,920	Grade 5	2,127	ST	Std	P	Std	AB	Std	HDW	Std	CSB	66
		Grade 2	1,964	Grade 6	2,230					APC	114	SDW	23	CSW	66
		Grade 3	2,016	Grade 7	2,703							GLD	23		
		Grade 4	2,037	Grade 8	2,371										
						CP	43	ST4	57	NA	Std				

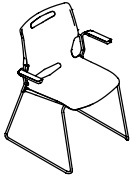
## GUEST / STACK AND STOOL

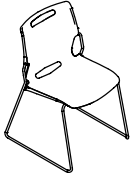
### SPECIFICATIONS

- All models ship assembled.
- Stacking chairs should be ordered by number of cartons desired.
- Arm to armless chairs will gang.
- C.O.M./C.O.V. available. Please refer to page 31.





**POLYPROPYLENE GUEST / STACK CHAIRS** SAMPLE ORDER: PL02-E1-P01-QP

PL02	Standard features		Dimensions (in) (mm)			Dimensions (in) (mm)			
		Ships 4 per carton	QP: Quad pack	Seat height	17½	445	Overall height	32	813
Stacks up to 10 high			Seat width	18¾	464	Overall width	25	635	
	⅞" (11 mm) solid steel frame		Seat depth	17	432	Overall depth	22	560	
	Polypropylene monoshell		Back height	16	406	Width between arms	21½	546	
	Black polypropylene armrests		Back width	17¾	450				
Model	Frame	Polypropylene shell colors		List (\$)			Other options (\$)		
PL02	E1 Polished Chrome	P01 Black	P04 Red	331 x 4 = 1,324			QP Quad pack	Std	
		P02 Grey	P05 White				DP Double pack	35/chair	
		P03 Blue	P06 Yellow				SP Single pack	66/chair	

PL01	Standard features		Dimensions (in) (mm)			Dimensions (in) (mm)			
		Ships 4 per carton	QP: Quad pack	Seat height	17½	445	Overall height	32	813
Stacks up to 10 high			Seat width	18¾	464	Overall width	20¾	527	
	⅞" (11 mm) solid steel frame		Seat depth	17	432	Overall depth	22	560	
	Polypropylene monoshell		Back height	16	406				
			Back width	17¾	450				
Model	Frame	Polypropylene shell colors		List (\$)			Other options (\$)		
PL01	E1 Polished Chrome	P01 Black	P04 Red	260 x 4 = 1,040			QP Quad pack	Std	
		P02 Grey	P05 White				DP Double pack	35/chair	
		P03 Blue	P06 Yellow				SP Single pack	66/chair	

**POLYPROPYLENE GUEST / STACK CHAIRS WITH UPHOLSTERED SEAT PAD** SAMPLE ORDER: PL04-E1-P02-TP04-DP

PL04	Standard features		Dimensions (in) (mm)			Dimensions (in) (mm)			
		Ships 2 per carton	DP: Double pack	Seat height	17¾	450	Overall height	32	813
Stacks up to 6 high			Seat width	18¾	464	Overall width	25	635	
	⅞" (11 mm) solid steel frame		Seat depth	17	432	Overall depth	22	560	
	Polypropylene monoshell		Back height	16	406	Width between arms	21½	546	
	Black polypropylene armrests		Back width	17¾	450				
Model	Frame	Polypropylene shell colors		Upholstery / List (\$)			Other options (\$)		
PL04	E1 Polished Chrome	P01 Black	P04 Red	Grade 1	555 x 2 = 1,110	Grade 5	598 x 2 = 1,196	DP Double pack	Std
		P02 Grey	P05 White	Grade 2	563 x 2 = 1,126	Grade 6	618 x 2 = 1,236	SP Single pack	66/chair
		P03 Blue	P06 Yellow	Grade 3	569 x 2 = 1,138	Grade 7	810 x 2 = 1,620		
				Grade 4	576 x 2 = 1,152	Grade 8	646 x 2 = 1,292		

PL03	Standard features		Dimensions (in) (mm)			Dimensions (in) (mm)			
		Ships 2 per carton	DP: Double pack	Seat height	17¾	450	Overall height	32	813
Stacks up to 6 high			Seat width	18¾	464	Overall width	20¾	527	
	⅞" (11 mm) solid steel frame		Seat depth	17	432	Overall depth	22	560	
	Polypropylene monoshell		Back height	16	406				
			Back width	17¾	450				
Model	Frame	Polypropylene shell colors		Upholstery / List (\$)			Other options (\$)		
PL03	E1 Polished Chrome	P01 Black	P04 Red	Grade 1	484 x 2 = 968	Grade 5	527 x 2 = 1,054	DP Double pack	Std
		P02 Grey	P05 White	Grade 2	492 x 2 = 984	Grade 6	548 x 2 = 1,096	SP Single pack	66/chair
		P03 Blue	P06 Yellow	Grade 3	499 x 2 = 998	Grade 7	739 x 2 = 1,478		
				Grade 4	506 x 2 = 1,012	Grade 8	576 x 2 = 1,152		

# PILO

## POLYPROPYLENE STOOLS

SAMPLE ORDER: PL31CR-E1-P01

### PL31CR



Standard features		Dimensions (in)		(mm)	Dimensions (in)		(mm)
Ships 1 per carton		Seat height	24½	622	Overall height	39	991
⅝" (11 mm) solid steel frame		Seat width	18¾	464	Overall width	22½	572
Polypropylene monoshell		Seat depth	17	432	Overall depth	22½	572
Counter height stool		Back height	16	406			
		Back width	17¾	450			
Model	Frame	Polypropylene shell colors		List (\$)			
PL31CR	E1 Polished Chrome	P01 Black	P04 Red	396			
		P02 Grey	P05 White				
		P03 Blue	P06 Yellow				

### PL31H



Standard features		Dimensions (in)		(mm)	Dimensions (in)		(mm)
Ships 1 per carton		Seat height	30	762	Overall height	44½	1131
⅝" (11 mm) solid steel frame		Seat width	18¾	464	Overall width	22½	572
Polypropylene monoshell		Seat depth	17	432	Overall depth	22½	572
Café height stool		Back height	16	406			
		Back width	17¾	450			
Model	Frame	Polypropylene shell colors		List (\$)			
PL31H	E1 Polished Chrome	P01 Black	P04 Red	417			
		P02 Grey	P05 White				
		P03 Blue	P06 Yellow				

## POLYPROPYLENE STOOLS WITH UPHOLSTERED SEAT PAD

SAMPLE ORDER: PL33CR-E1-P02-TP04

### PL33CR



One upholstery – seat pad:  
C.O.M. : 0.7 yd – 0,64 m

Standard features		Dimensions (in)		(mm)	Dimensions (in)		(mm)
Ships 1 per carton		Seat height	24¾	629	Overall height	39	991
⅝" (11 mm) solid steel frame		Seat width	18¾	464	Overall width	22½	572
Polypropylene monoshell		Seat depth	17	432	Overall depth	22½	572
Counter height stool		Back height	16	406			
		Back width	17¾	450			
Model	Frame	Polypropylene shell colors		Upholstery / List (\$)			
PL33CR	E1 Polished Chrome	P01 Black	P04 Red	Grade 1	616	Grade 5	656
		P02 Grey	P05 White	Grade 2	621	Grade 6	675
		P03 Blue	P06 Yellow	Grade 3	629	Grade 7	862
				Grade 4	634	Grade 8	704

### PL33H



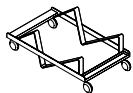
One upholstery – seat pad:  
C.O.M. : 0.7 yd – 0,64 m

Standard features		Dimensions (in)		(mm)	Dimensions (in)		(mm)
Ships 1 per carton		Seat height	30¾	769	Overall height	44½	1131
⅝" (11 mm) solid steel frame		Seat width	18¾	464	Overall width	22½	572
Polypropylene monoshell		Seat depth	17	432	Overall depth	22½	572
Café height stool		Back height	16	406			
		Back width	17¾	450			
Model	Frame	Polypropylene shell colors		Upholstery / List (\$)			
PL33H	E1 Polished Chrome	P01 Black	P04 Red	Grade 1	634	Grade 5	675
		P02 Grey	P05 White	Grade 2	642	Grade 6	697
		P03 Blue	P06 Yellow	Grade 3	650	Grade 7	883
				Grade 4	656	Grade 8	725

## ACCESSORIES

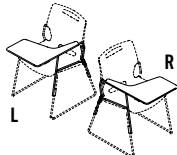
SAMPLE ORDER: PLDY

### PLDY



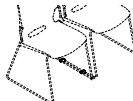
Standard features		Dimensions (in)		(mm)
Stacking dolly, black only	To stack 40 PL01/PL02.	Overall height	20¾	515
		Overall width	21½	545
		Overall depth	37½	953
Model			List (\$)	
PLDY			685	

### PLT



Standard features		Dimensions (in)		(mm)
Tablet arm	Polished chrome clip-on support with black writing surface.	Overall height	12	305
Field installation		Overall width	12¾	311
		Overall depth	21	533
Model	Tablet arm			List (\$)
PLT	L Left-handed			163
	R Right-handed			

### PLGANG



Standard features			
Kit of 2 ganging devices	Gangs 2 chairs without arms. You can also gang a chair without arms to a chair with arms.		
Field installation	Chair with a tablet arm adjacent to another chair with a tablet arm cannot be ganged.		
Model			List (\$)
PLGANG			34



## NESTING, LIGHT TASK AND STOOL

### SPECIFICATIONS

- Nesting models ship assembled, minimal assembly on light task and stool models.
- All models come standard with a 22-degree flex backrest.
- Soft mesh backrest with fabric or vinyl seat upholstery is available. First code indicates the color choice of the soft mesh material for the backrest, the second code is for the upholstered seat.
- Nesting models come standard with a folding seat for easy storage.
- A medium grey frame (E6) option is available for all models and an assorted nylon base (GB) for light task and stools is also available. Specify accordingly.
- C.O.M./C.O.V. available. Please refer to page 31.

### NESTING CHAIRS

SAMPLE ORDER: RK03-E3-MUC-DN04-HDW-FA-DP

#### RK03



One upholstery – seat:  
C.O.M.: 0.85 yd – 0,78 m

Standard features				Dimensions (in)		Dimensions (mm)		Dimensions (in)		Dimensions (mm)	
Ships 2 per carton		<b>HDW:</b> Hard dual-wheel casters, black		Seat height	18½	470	Overall height	35	889		
Folding seat		<b>FA:</b> Molded fixed arms		Seat width	18	457	Overall width	24	610		
22-degree flex backrest		<b>DP:</b> Double pack		Seat depth	17¼	438	Overall depth	22½	572		
				Back height	17½	445	Width between arms	19½	495		
				Back width	17¼	451					

Model	Frame (\$)	Backrest - Mesh	Seat - Upholstery (\$)	Casters (\$)	Arms	Options (\$)	
RK03	E3 Black	Std	Grade 1 <b>660 x 2 = 1,320</b>	HDW	Std	DP	
	E6 Medium Grey	45/chair	Grade 2 <b>681 x 2 = 1,362</b>				Grade 5 <b>770 x 2 = 1,540</b>
		MUC	Grade 3 <b>699 x 2 = 1,398</b>	SDW	23 x 2 = 46	SP	
		MUF	Grade 4 <b>718 x 2 = 1,436</b>				Grade 6 <b>814 x 2 = 1,628</b>
		MUO					Grade 8 <b>911 x 2 = 1,822</b>
		MUR					
		MUS					

#### RK02



One upholstery – seat:  
C.O.M.: 0.85 yd – 0,78 m

Standard features				Dimensions (in)		Dimensions (mm)		Dimensions (in)		Dimensions (mm)	
Ships 2 per carton		<b>HDW:</b> Hard dual-wheel casters, black		Seat height	18½	470	Overall height	35	889		
Folding seat		<b>DP:</b> Double pack		Seat width	18	457	Overall width	18	457		
22-degree flex backrest				Seat depth	17¼	438	Overall depth	22½	572		
Armless				Back height	17½	445					
				Back width	17¼	451					

Model	Frame (\$)	Backrest - Mesh	Seat - Upholstery (\$)	Casters (\$)	Options (\$)	
RK02	E3 Black	Std	Grade 1 <b>634 x 2 = 1,268</b>	HDW	DP	
	E6 Medium Grey	45/chair	Grade 2 <b>654 x 2 = 1,308</b>			Grade 5 <b>749 x 2 = 1,498</b>
		MUC	Grade 3 <b>681 x 2 = 1,362</b>	SDW	SP	
		MUF	Grade 4 <b>699 x 2 = 1,398</b>			Grade 6 <b>795 x 2 = 1,590</b>
		MUO				Grade 8 <b>890 x 2 = 1,780</b>
		MUR				
		MUS				

### LIGHT TASK CHAIRS

SAMPLE ORDER: RK13-E6-MUR-DN09-ST-P-GB-HDW-FA

#### RK13



One upholstery – seat:  
C.O.M.: 0.80 yd – 0,73 m

Standard features				Dimensions (in)		Dimensions (mm)		Dimensions (in)		Dimensions (mm)	
22-degree flex backrest		<b>ST:</b> Swivel-tilt control		Seat height	16½-21¼	419-540	Overall height	34-38¾	864-984		
		<b>P:</b> Pneumatic seat height cylinder, black		Seat width	18	457	Overall width	29½	749		
		<b>NB:</b> Nylon base, black		Seat depth	17½	445	Overall depth	29½	749		
		<b>HDW:</b> Hard dual-wheel casters, black		Back height	18¼	464	Width between arms	19½	495		
		<b>FA:</b> Molded fixed arms		Back width	17¼	451					

Model	Frame (\$)	Backrest - Mesh	Seat - Upholstery (\$)	Control	Cylinder	Base (\$)	Casters (\$)	Arms	
RK13	E3 Black	Std	Grade 1 <b>917</b>	ST	Std	NB	HDW	FA	
	E6 Medium Grey	45	Grade 2 <b>942</b>						Grade 5 <b>1,045</b>
		MUC	Grade 3 <b>969</b>	P	Std	GB	SDW	23	
		MUF	Grade 4 <b>993</b>						Grade 6 <b>1,090</b>
		MUO							Grade 8 <b>1,186</b>
		MUR							
		MUS							

# RACKUP

## LIGHT TASK CHAIRS

SAMPLE ORDER: RK12-E6-MUR-DN09-ST-P-GB-HDW

### RK12



One upholstery – seat:  
C.O.M.: 0.80 yd – 0,73 m

#### Standard features

22-degree flex backrest  
Armless

**ST:** Swivel-tilt control  
**P:** Pneumatic seat height cylinder, black  
**NB:** Nylon base, black  
**HDW:** Hard dual-wheel casters, black

#### Dimensions

	(in)	(mm)
Seat height	16½-21¼	419-540
Seat width	18	457
Seat depth	17½	445
Back height	18¾	464
Back width	17¾	451

#### Dimensions

	(in)	(mm)
Overall height	34-38¾	864-984
Overall width	29½	749
Overall depth	29½	749

Model	Frame (\$)		Backrest - Mesh		Seat - Upholstery (\$)		Control	Cylinder	Base (\$)		Casters (\$)					
RK12	E3 Black	Std	MUC	Cloud	Grade 1	890	Grade 5	1,019	ST	Std	P	Std	NB	Std	HDW	Std
	E6 Medium Grey	45	MUF	Flame	Grade 2	917	Grade 6	1,064					GB		SDW	23
			MUO	Ocean	Grade 3	942	Grade 8	1,161								
			MUR	Raven	Grade 4	969										
			MUS	Smoke												

## STOOLS

SAMPLE ORDER: RK53-E3-MUR-DN09-ST-P-NB-HDW-FA

### RK53



One upholstery – seat:  
C.O.M.: 0.80 yd – 0,73 m

#### Standard features

22-degree flex backrest  
Adjustable polished chrome footring

**ST:** Swivel-tilt control  
**P:** Pneumatic seat height cylinder, black  
**NB:** Nylon base, black  
**HDW:** Hard dual-wheel casters, black  
**FA:** Molded fixed arms

#### Dimensions

	(in)	(mm)
Seat height	22¼-29¾	565-756
Seat width	18	457
Seat depth	17½	445
Back height	18¾	464
Back width	17¾	451

#### Dimensions

	(in)	(mm)
Overall height	39¾-47¼	1009-1200
Overall width	29½	749
Overall depth	29½	749
Width between arms	19½	495

Model	Frame (\$)		Backrest - Mesh		Seat - Upholstery (\$)		Control	Cylinder	Base (\$)		Casters (\$)		Arms					
RK53	E3 Black	Std	MUC	Cloud	Grade 1	1,102	Grade 5	1,212	ST	Std	P	Std	NB	Std	HDW	Std	FA	Std
	E6 Medium Grey	45	MUF	Flame	Grade 2	1,121	Grade 6	1,257					GB		SDW	23		
			MUO	Ocean	Grade 3	1,142	Grade 8	1,354										
			MUR	Raven	Grade 4	1,161												
			MUS	Smoke														

### RK52



One upholstery – seat:  
C.O.M.: 0.80 yd – 0,73 m

#### Standard features

22-degree flex backrest  
Adjustable polished chrome footring  
Armless

**ST:** Swivel-tilt control  
**P:** Pneumatic seat height cylinder, black  
**NB:** Nylon base, black  
**HDW:** Hard dual-wheel casters, black

#### Dimensions

	(in)	(mm)
Seat height	22¼-29¾	565-756
Seat width	18	457
Seat depth	17½	445
Back height	18¾	464
Back width	17¾	451

#### Dimensions

	(in)	(mm)
Overall height	39¾-47¼	1009-1200
Overall width	29½	749
Overall depth	29½	749

Model	Frame (\$)		Backrest - Mesh		Seat - Upholstery (\$)		Control	Cylinder	Base (\$)		Casters (\$)					
RK52	E3 Black	Std	MUC	Cloud	Grade 1	1,077	Grade 5	1,186	ST	Std	P	Std	NB	Std	HDW	Std
	E6 Medium Grey	45	MUF	Flame	Grade 2	1,097	Grade 6	1,231					GB		SDW	23
			MUO	Ocean	Grade 3	1,115	Grade 8	1,327								
			MUR	Raven	Grade 4	1,134										
			MUS	Smoke												



## MANAGEMENT AND STOOLS


### SPECIFICATIONS

- All models ship assembled.
- Soft mesh backrest with fabric or vinyl seat upholstery is available on RA13, RA12, RA53 and RA52 models. First code indicates the color choice of the soft mesh material for the backrest, the second code is for upholstered seat.
- Fabric/fabric and fabric/vinyl dual upholstery is available on RA11, RA10, RA51 and RA50 models. First upholstery is for the backrest\*, the second code is for the upholstered seat.
- All models come with 2" (51 mm) hard plastic black dual-wheel casters.
- The white frame option is available only on models with a mesh backrest (chairs and stools). The white base option is not available on stools.
- All models are available with a seamless seat upholstery (SC option). The aesthetics differs slightly from a standard seat design with seams.
- C.O.M./C.O.V. available. Please refer to page 31.




#### MANAGEMENT CHAIRS WITH MESH BACKREST

SAMPLE ORDER: RA13-E3-MRD-DN02-SYN-P-AB-HDW-FA

RA13		Standard features				Dimensions (in) (mm)			Dimensions (in) (mm)									
	Adjustable lumbar support	<b>SYN:</b> Synchronous tilt control, black				Seat height	18-21½	457-546	Overall height	41-44½	1040-1130							
	Side tilt tension adjustment	<b>P:</b> Pneumatic seat height cylinder				Seat width	19¾	502	Overall width	26½	673							
	5-position tilt lock	<b>AB:</b> Nylon angel base, black				Seat depth	18½	470	Overall depth	26½	673							
	Seat depth adjustment	<b>HDW:</b> Hard dual-wheel casters				Back height	22½	571	Width between arms	17-19	432-483							
	Back height adjustment	<b>FA:</b> One piece fixed arms				Back width	18	457										
Model	Frame (\$)	Mesh	Upholstery / List (\$)		Control (\$)	Cylinder (\$)		Base (\$)	Casters (\$)		Arms (\$)	Options (\$)						
RA13	E3 Black Std	MRD Dusk	Grade 1	944	Grade 5	1,019	SYN	Std	P	Std	AB	Std	HDW	Std	FA	Std	SC	82
	E2 White 57	MRF Fog	Grade 2	960	Grade 6	1,047			CP	43	APC	114	SDW	23	HA8		43	
		MRS Sand	Grade 3	974	Grade 8	1,100					WAB	30	BRC	35	3D8		51	
			Grade 4	983											C/W3D8		145	
															R3D8		109	


Dual upholstery – seat only: C.O.M.: 0.98 yd – 0,90 m

RA12		Standard features				Dimensions (in) (mm)			Dimensions (in) (mm)								
	Adjustable lumbar support	<b>SYN:</b> Synchronous tilt control, black				Seat height	18-21½	457-546	Overall height	41-44½	1040-1130						
	Side tilt tension adjustment	<b>P:</b> Pneumatic seat height cylinder				Seat width	19¾	502	Overall width	26½	673						
	5-position tilt lock	<b>AB:</b> Nylon angel base, black				Seat depth	18½	470	Overall depth	26½	673						
	Seat depth adjustment	<b>HDW:</b> Hard dual-wheel casters				Back height	22½	571									
	Back height adjustment					Back width	18	457									
Model	Frame (\$)	Mesh	Upholstery / List (\$)		Control (\$)	Cylinder (\$)		Base (\$)	Casters (\$)		Arms (\$)	Options (\$)					
RA12	E3 Black Std	MRD Dusk	Grade 1	886	Grade 5	953	SYN	Std	P	Std	AB	Std	HDW	Std	SC		82
	E2 White 57	MRF Fog	Grade 2	900	Grade 6	989			CP	43	APC	114	SDW	23			
		MRS Sand	Grade 3	917	Grade 8	1,041					WAB	30	BRC	35			
			Grade 4	922													


Dual upholstery – seat only: C.O.M.: 0.98 yd – 0,90 m

#### MANAGEMENT CHAIRS WITH UPHOLSTERED BACKREST\*

SAMPLE ORDER: RA11-E3-QA02-QA02-SYN-P-AB-SDW-3D8

RA11		Standard features				Dimensions (in) (mm)			Dimensions (in) (mm)								
	Side tilt tension adjustment	<b>SYN:</b> Synchronous tilt control, black				Seat height	18-21½	457-546	Overall height	41¼-44¾	1048-1137						
	5-position tilt lock	<b>P:</b> Pneumatic seat height cylinder				Seat width	19¾	502	Overall width	26½	673						
	Seat depth adjustment	<b>AB:</b> Nylon angel base, black				Seat depth	18½	470	Overall depth	26½	673						
	Back height adjustment	<b>HDW:</b> Hard dual-wheel casters				Back height	22¾	578	Width between arms	17-19	432-483						
		<b>FA:</b> One piece fixed arms				Back width	18	457									
Model	Frame	Upholstery / List (\$)		Control (\$)	Cylinder (\$)		Base (\$)	Casters (\$)		Arms (\$)	Options (\$)						
RA11	E3 Black	Grade 1	1,147	Grade 5	1,329	SYN	Std	P	Std	AB	Std	HDW	Std	FA	Std	SC	82
		Grade 2	1,203	Grade 6	1,408			CP	43	APC	114	SDW	23	HA8		43	
		Grade 3	1,239	Grade 8	1,519							BRC	35	3D8		51	
		Grade 4	1,260											C3D8		145	
														R3D8		109	

One upholstery – back/seat: C.O.M.: 1.51 yd – 1,38 m  
Dual upholstery – back only: C.O.M.: 0.93 yd – 0,85 m  
Dual upholstery – seat only: C.O.M.: 0.98 yd – 0,90 m

RA10		Standard features				Dimensions (in) (mm)			Dimensions (in) (mm)							
	Side tilt tension adjustment	<b>SYN:</b> Synchronous tilt control, black				Seat height	18-21½	457-546	Overall height	41¼-44¾	1048-1137					
	5-position tilt lock	<b>P:</b> Pneumatic seat height cylinder				Seat width	19¾	502	Overall width	26½	673					
	Seat depth adjustment	<b>AB:</b> Nylon angel base, black				Seat depth	18½	470	Overall depth	26½	673					
	Back height adjustment	<b>HDW:</b> Hard dual-wheel casters				Back height	22¾	578								
						Back width	18	457								
Model	Frame	Upholstery / List (\$)		Control (\$)	Cylinder (\$)		Base (\$)	Casters (\$)		Options (\$)						
RA10	E3 Black	Grade 1	1,090	Grade 5	1,329	SYN	Std	P	Std	AB	Std	HDW	Std	SC		82
		Grade 2	1,196	Grade 6	1,417			CP	43	APC	114	SDW	23			
		Grade 3	1,241	Grade 8	1,536							BRC	35			
		Grade 4	1,255													

One upholstery – back/seat: C.O.M.: 1.51 yd – 1,38 m  
Dual upholstery – back only: C.O.M.: 0.93 yd – 0,85 m  
Dual upholstery – seat only: C.O.M.: 0.98 yd – 0,90 m

\* Limited upholstery selection for the upholstered backrests, please refer to www.groupeelacasse.com.



# RADIANCE

## STOOLS WITH MESH BACKREST

SAMPLE ORDER: RA53-E3-MRD-DN02-SYN-P-APC-HDW-FA

### RA53



Dual upholstery – seat only:  
C.O.M.: 0.98 yd – 0.90 m

Standard features			Dimensions (in) (mm)			Dimensions (in) (mm)		
Adjustable lumbar support	<b>SYN:</b> Synchronous tilt control, black	Seat height	24-31½	610-800	Overall height	47-54½	1194-1384	
Side tilt tension adjustment	<b>P:</b> Pneumatic seat height cylinder	Seat width	19¾	502	Overall width	26½	673	
5-position tilt lock	<b>AB:</b> Nylon angle base	Seat depth	18½	470	Overall depth	26½	673	
Seat depth adjustment	<b>HDW:</b> Hard dual-wheel casters	Back height	22½	571	Width between arms	17-19	432-483	
Back height adjustment	<b>FA:</b> One piece fixed arms	Back width	18	457				
Adjustable polished chrome footring								

Model	Frame (\$)	Mesh	Upholstery / List (\$)		Control (\$)	Cylinder (\$)	Base (\$)	Casters (\$)		Arms (\$)	Options (\$)
RA53	E3 Black	Std	MRD Dusk	Grade 1 1,144	Grade 5 1,218	SYN Std	P Std	AB Std	HDW Std	FA Std	SC 82
	E2 White	57	MRF Fog	Grade 2 1,159	Grade 6 1,255		XTC 69	APC 114	SDW 23	HA8 43	
			MRS Sand	Grade 3 1,182	Grade 8 1,300				BRC 35	3D8 51	
				Grade 4 1,188						C3D8 145	
										W3D8 145	
										R3D8 109	

### RA52



Dual upholstery – seat only:  
C.O.M.: 0.98 yd – 0.90 m

Standard features			Dimensions (in) (mm)			Dimensions (in) (mm)		
Adjustable lumbar support	<b>SYN:</b> Synchronous tilt control, black	Seat height	24-31½	610-800	Overall height	47-54½	1194-1384	
Side tilt tension adjustment	<b>P:</b> Pneumatic seat height cylinder	Seat width	19¾	502	Overall width	26½	673	
5-position tilt lock	<b>AB:</b> Nylon angle base	Seat depth	18½	470	Overall depth	26½	673	
Seat depth adjustment	<b>HDW:</b> Hard dual-wheel casters	Back height	22½	571				
Back height adjustment		Back width	18	457				
Adjustable polished chrome footring								

Model	Frame (\$)	Mesh	Upholstery / List (\$)		Control (\$)	Cylinder (\$)	Base (\$)	Casters (\$)		Options (\$)
RA52	E3 Black	Std	MRD Dusk	Grade 1 1,078	Grade 5 1,151	SYN Std	P Std	AB Std	HDW Std	SC 82
	E2 White	57	MRF Fog	Grade 2 1,100	Grade 6 1,188		XTC 69	APC 114	SDW 23	
			MRS Sand	Grade 3 1,114	Grade 8 1,232				BRC 35	
				Grade 4 1,121						

## STOOLS WITH UPHOLSTERED BACKREST\*

SAMPLE ORDER: RA51-E3-QA02-QA02-SYN-P-APC-SDW-3D8

### RA51



One upholstery – back/seat: C.O.M.: 1.51 yd – 1.38 m  
Dual upholstery – back only: C.O.M.: 0.93 yd – 0.85 m  
Dual upholstery – seat only: C.O.M.: 0.98 yd – 0.90 m

Standard features			Dimensions (in) (mm)			Dimensions (in) (mm)		
Side tilt tension adjustment	<b>SYN:</b> Synchronous tilt control, black	Seat height	24-31½	610-800	Overall height	47¼-54¾	1200-1390	
5-position tilt lock	<b>P:</b> Pneumatic seat height cylinder	Seat width	19¾	502	Overall width	26½	673	
Seat depth adjustment	<b>AB:</b> Nylon angle base	Seat depth	18½	470	Overall depth	26½	673	
Back height adjustment	<b>HDW:</b> Hard dual-wheel casters	Back height	22¾	578	Width between arms	17-19	432-483	
Adjustable polished chrome footring	<b>FA:</b> One piece fixed arms	Back width	18	457				

Model	Frame	Upholstery / List (\$)		Control (\$)	Cylinder (\$)	Base (\$)	Casters (\$)		Arms (\$)	Options (\$)	
RA51	E3 Black	Grade 1	1,350	Grade 5	1,519	SYN Std	P Std	AB Std	HDW Std	FA Std	SC 82
		Grade 2	1,393	Grade 6	1,606		XTC 69	APC 114	SDW 23	HA8 43	
		Grade 3	1,435	Grade 8	1,711				BRC 35	3D8 51	
		Grade 4	1,456							C3D8 145	
									R3D8 109		

### RA50



One upholstery – back/seat: C.O.M.: 1.51 yd – 1.38 m  
Dual upholstery – back only: C.O.M.: 0.93 yd – 0.85 m  
Dual upholstery – seat only: C.O.M.: 0.98 yd – 0.90 m

Standard features			Dimensions (in) (mm)			Dimensions (in) (mm)		
Side tilt tension adjustment	<b>SYN:</b> Synchronous tilt control, black	Seat height	24-31½	610-800	Overall height	47¼-54¾	1200-1390	
5-position tilt lock	<b>P:</b> Pneumatic seat height cylinder	Seat width	19¾	502	Overall width	26½	673	
Seat depth adjustment	<b>AB:</b> Nylon angle base	Seat depth	18½	470	Overall depth	26½	673	
Back height adjustment	<b>HDW:</b> Hard dual-wheel casters	Back height	22¾	578				
Adjustable polished chrome footring		Back width	18	457				

Model	Frame	Upholstery / List (\$)		Control (\$)	Cylinder (\$)	Base (\$)	Casters (\$)		Options (\$)	
RA50	E3 Black	Grade 1	1,289	Grade 5	1,456	SYN Std	P Std	AB Std	HDW Std	SC 82
		Grade 2	1,329	Grade 6	1,542		XTC 69	APC 114	SDW 23	
		Grade 3	1,372	Grade 8	1,609				BRC 35	
		Grade 4	1,386							

\* Limited upholstery selection for the upholstered backrests, please refer to [www.groupeelacasse.com](http://www.groupeelacasse.com).

## EXECUTIVE / MANAGEMENT, 24-HOUR AND STOOL

### SPECIFICATIONS

- All models ship assembled.
- 24-hour models are rated for 24 hours/7 days use and are equipped with a heavy-duty cylinder and knee-tilt control.
- All options available with Cal-133 option except plastic back guard (PBG). Limited upholstery selection.
- Fabric/fabric, fabric/vinyl and vinyl/vinyl dual upholstery is available. First upholstery is for the backrest, the second upholstery is for the seat.
- If dual upholstery combination is from two different grades, list price is the highest grade of the two (includes C.O.M. and C.O.V.).
- C.O.M./C.O.V. available. Please refer to page 31.
- Control mechanism is black.
- All models come with 2" (51 mm) hard plastic black dual-wheel casters.



#### EXECUTIVE HIGH-PERFORMANCE CHAIRS

SAMPLE ORDER: SVX16-E3-CP10-CP04-XCON-P-AB-SDW-3D8

#### SVX16



One upholstery – back/seat:  
C.O.M.: 2.12 yd – 1,94 m  
Dual upholstery – back only:  
C.O.M.: 1.22 yd – 1,12 m  
Dual upholstery – seat only:  
C.O.M.: 0.89 yd – 0,81 m

Standard features			Dimensions (in) (mm)			Dimensions (in) (mm)		
Swivel-tilt control	<b>XCON:</b> Multifunction control	Seat height	18-21 ¼	457-540	Overall height	43 ¾-47	1111-1194	
Tilt tension	<b>P:</b> Pneumatic seat height cylinder	Seat width	21 ½	546	Overall width	27	686	
Infinite tilt lock	<b>AB:</b> Nylon angle base	Seat depth	17 ½	445	Overall depth	26	660	
Independently adjustable seat and back angle	<b>HDW:</b> Hard dual-wheel casters	Back height	25 ½	648	Width between arms	18 ¼	464	
Fully upholstered back panel	<b>FA:</b> One piece fixed arms	Back width	19	483				
Forward seat pitch adjustment								
Patented adjustable lumbar								

Model	Frame	Upholstery / List (\$)	Control (\$)	Cylinder (\$)	Base (\$)	Casters (\$)	Arms (\$)	Other options (\$)	
SVX16	E3 Black	Grade 1	1,081	<b>XCON</b> Std	<b>P</b> Std	<b>AB</b> Std	<b>HDW</b> Std	<b>FA</b> Std	<b>SSP</b> 116
		Grade 2	1,120		<b>CP</b> 43	<b>APC</b> 114	<b>SDW</b> 23	<b>HA8</b> 43	<b>C33</b> 195
		Grade 3	1,159				<b>BRC</b> 35	<b>3D8</b> 51	<b>PBG</b> 66
		Grade 4	1,183				<b>BGL</b> 23	<b>R3D8</b> 109	
		Grade 5	1,259					<b>C3D8</b> 145	
		Grade 6	1,344					<b>HWA8</b> 66	
		Grade 7	2,009						
		Grade 8	1,461						

#### SVX15



One upholstery – back/seat:  
C.O.M.: 2.12 yd – 1,94 m  
Dual upholstery – back only:  
C.O.M.: 1.22 yd – 1,12 m  
Dual upholstery – seat only:  
C.O.M.: 0.89 yd – 0,81 m

Standard features			Dimensions (in) (mm)			Dimensions (in) (mm)		
Swivel-tilt control	<b>XCON:</b> Multifunction control	Seat height	18-21 ¼	457-540	Overall height	43 ¾-47	1111-1194	
Tilt tension	<b>P:</b> Pneumatic seat height cylinder	Seat width	21 ½	546	Overall width	25	635	
Infinite tilt lock	<b>AB:</b> Nylon angle base	Seat depth	17 ½	445	Overall depth	26	660	
Independently adjustable seat and back angle	<b>HDW:</b> Hard dual-wheel casters	Back height	25 ½	648				
Fully upholstered back panel		Back width	19	483				
Forward seat pitch adjustment								
Patented adjustable lumbar								

Model	Frame	Upholstery / List (\$)	Control (\$)	Cylinder (\$)	Base (\$)	Casters (\$)	Other options (\$)	
SVX15	E3 Black	Grade 1	1,044	<b>XCON</b> Std	<b>P</b> Std	<b>AB</b> Std	<b>HDW</b> Std	<b>SSP</b> 116
		Grade 2	1,081		<b>CP</b> 43	<b>APC</b> 114	<b>SDW</b> 23	<b>C33</b> 195
		Grade 3	1,120				<b>BRC</b> 35	<b>PBG</b> 66
		Grade 4	1,145				<b>BGL</b> 23	
		Grade 5	1,214					
		Grade 6	1,297					
		Grade 7	1,947					
		Grade 8	1,414					

## MANAGEMENT HIGH-PERFORMANCE CHAIRS

SAMPLE ORDER: SVX11-E3-CP10-CP04-XCON-P-AB-BRC-FA-PBG

### SVX11



One upholstery – back/seat:  
C.O.M.: 1.96 yd – 1,79 m  
Dual upholstery – back only:  
C.O.M.: 1.07 yd – 0,98 m  
Dual upholstery – seat only:  
C.O.M.: 0.89 yd – 0,81 m

Standard features		Dimensions (in)		Dimensions (mm)		Dimensions (in)		Dimensions (mm)	
Swivel-tilt control	<b>XCON:</b> Multifunction control	Seat height	18-21 ¼	457-540	Overall height	39 ¾-43	1010-1092		
Tilt tension	<b>P:</b> Pneumatic seat height cylinder	Seat width	21 ½	546	Overall width	27	686		
Infinite tilt lock	<b>AB:</b> Nylon angle base	Seat depth	17 ½	445	Overall depth	26	660		
Independently adjustable seat and back angle	<b>HDW:</b> Hard dual-wheel casters	Back height	21 ½	546	Width between arms	18 ¼	464		
Fully upholstered back panel	<b>FA:</b> One piece fixed arms	Back width	18 ½	470					
Forward seat pitch adjustment									
Patented adjustable lumbar									

Model	Frame	Upholstery / List (\$)	Control (\$)	Cylinder (\$)	Base (\$)	Casters (\$)	Arms (\$)	Other options (\$)	
SVX11	E3 Black	Grade 1	1,041	XCON Std	P Std CP 43	AB Std APC 114	HDW Std SDW 23 BRC 35 BGL 23	FA Std HA8 43 3D8 51 R3D8 109 C3D8 145 HWA8 66	SSP 116
		Grade 2	1,082						C33 195
		Grade 3	1,121						PBG 66
		Grade 4	1,146						
		Grade 5	1,219						
		Grade 6	1,301						
		Grade 7	1,945						
		Grade 8	1,413						

### SVX10



One upholstery – back/seat:  
C.O.M.: 1.96 yd – 1,79 m  
Dual upholstery – back only:  
C.O.M.: 1.07 yd – 0,98 m  
Dual upholstery – seat only:  
C.O.M.: 0.89 yd – 0,81 m

Standard features		Dimensions (in)		Dimensions (mm)		Dimensions (in)		Dimensions (mm)	
Swivel-tilt control	<b>XCON:</b> Multifunction control	Seat height	18-21 ¼	457-540	Overall height	39 ¾-43	1010-1092		
Tilt tension	<b>P:</b> Pneumatic seat height cylinder	Seat width	21 ½	546	Overall width	25	635		
Infinite tilt lock	<b>AB:</b> Nylon angle base	Seat depth	17 ½	445	Overall depth	26	660		
Independently adjustable seat and back angle	<b>HDW:</b> Hard dual-wheel casters	Back height	21 ½	546					
Fully upholstered back panel		Back width	18 ½	470					
Forward seat pitch adjustment									
Patented adjustable lumbar									

Model	Frame	Upholstery / List (\$)	Control (\$)	Cylinder (\$)	Base (\$)	Casters (\$)	Other options (\$)	
SVX10	E3 Black	Grade 1	976	XCON Std	P Std CP 43	AB Std APC 114	HDW Std SDW 23 BRC 35 BGL 23	SSP 116
		Grade 2	1,011					C33 195
		Grade 3	1,044					PBG 66
		Grade 4	1,061					
		Grade 5	1,129					
		Grade 6	1,203					
		Grade 7	1,804					
		Grade 8	1,311					

## 24-HOUR EXECUTIVE CHAIRS

SAMPLE ORDER: SV26-E3-AM62-AM62-KT-P-AB-HDW-HLA

### SV26



One upholstery – back/seat:  
C.O.M.: 2.12 yd – 1,94 m  
Dual upholstery – back only:  
C.O.M.: 1.22 yd – 1,12 m  
Dual upholstery – seat only:  
C.O.M.: 0.89 yd – 0,81 m

Standard features		Dimensions (in)		Dimensions (mm)		Dimensions (in)		Dimensions (mm)	
Knee-tilt control	<b>KT:</b> Knee-tilt control	Seat height	19-23	483-584	Overall height	43-47 ½	1092-1207		
Tilt tension	<b>P:</b> Pneumatic seat height cylinder	Seat width	21 ½	546	Overall width	27	686		
5-position tilt lock with forward seat pitch adjustment	<b>AB:</b> Nylon angle base	Seat depth	17 ½	445	Overall depth	26	660		
Fully upholstered back panel	<b>HDW:</b> Hard dual-wheel casters	Back height	25	635	Width between arms	20	508		
Patented adjustable lumbar	<b>HLA:</b> Half loop arms	Back width	19	483					

Model	Frame	Upholstery / List (\$)	Control (\$)	Cylinder (\$)	Base (\$)	Casters (\$)	Arms (\$)	Other options (\$)	
SV26	E3 Black	Grade 1	1,167	KT Std	P Std	AB Std APC 114	HDW Std SDW 23 BRC 35 BGL 23	HLA Std	C33 195
		Grade 2	1,207						PBG 66
		Grade 3	1,249						
		Grade 4	1,270						
		Grade 5	1,345						
		Grade 6	1,434						
		Grade 7	2,147						
		Grade 8	1,559						

### SV25



One upholstery – back/seat:  
C.O.M.: 2.12 yd – 1,94 m  
Dual upholstery – back only:  
C.O.M.: 1.22 yd – 1,12 m  
Dual upholstery – seat only:  
C.O.M.: 0.89 yd – 0,81 m

Standard features		Dimensions (in)		Dimensions (mm)		Dimensions (in)		Dimensions (mm)	
Knee-tilt control	<b>KT:</b> Knee-tilt control	Seat height	19-23	483-584	Overall height	43-47 ½	1092-1207		
Tilt tension	<b>P:</b> Pneumatic seat height cylinder	Seat width	21 ½	546	Overall width	25	635		
5-position tilt lock with forward seat pitch adjustment	<b>AB:</b> Nylon angle base	Seat depth	17 ½	445	Overall depth	26	660		
Fully upholstered back panel	<b>HDW:</b> Hard dual-wheel casters	Back height	25	635					
Patented adjustable lumbar		Back width	19	483					

Model	Frame	Upholstery / List (\$)	Control (\$)	Cylinder (\$)	Base (\$)	Casters (\$)	Other options (\$)	
SV25	E3 Black	Grade 1	1,077	KT Std	P Std	AB Std APC 114	HDW Std SDW 23 BRC 35 BGL 23	C33 195
		Grade 2	1,118					PBG 66
		Grade 3	1,159					
		Grade 4	1,179					
		Grade 5	1,257					
		Grade 6	1,345					
		Grade 7	2,016					
		Grade 8	1,463					

## 24-HOUR MANAGEMENT CHAIRS

SAMPLE ORDER: SV24-E3-DN09-DN09-KT-P-AB-HDW-HLA

### SV24



One upholstery – back/seat:  
C.O.M.: 1.96 yd – 1,79 m  
Dual upholstery – back only:  
C.O.M.: 1.07 yd – 0,98 m  
Dual upholstery – seat only:  
C.O.M.: 0.89 yd – 0,81 m

Standard features		Dimensions (in) (mm)			Dimensions (in) (mm)		
Knee-tilt control	<b>KT:</b> Knee-tilt control	Seat height	19-23	483-584	Overall height	39-43 ½	991-1105
Tilt tension	<b>P:</b> Pneumatic seat height cylinder	Seat width	21 ½	546	Overall width	27	686
5-position tilt lock with forward seat pitch adjustment	<b>AB:</b> Nylon angle base	Seat depth	17 ½	445	Overall depth	26	660
Fully upholstered back panel	<b>HDW:</b> Hard dual-wheel casters	Back height	21	533	Width between arms	20	508
Patented adjustable lumbar	<b>HLA:</b> Half loop arms	Back width	18 ½	470			

Model	Frame	Upholstery / List (\$)	Control (\$)	Cylinder (\$)	Base (\$)	Casters (\$)	Arms (\$)	Other options (\$)				
SV24	E3 Black	Grade 1	1,115	KT Std	P Std	AB Std	HDW Std	HLA Std	C33	195		
		Grade 2	1,161						APC	114	PBG	66
		Grade 3	1,199									
		Grade 4	1,222									
		Grade 5	1,297									
		Grade 6	1,390									
		Grade 7	2,081									
		Grade 8	1,511									

### SV23



One upholstery – back/seat:  
C.O.M.: 1.96 yd – 1,79 m  
Dual upholstery – back only:  
C.O.M.: 1.07 yd – 0,98 m  
Dual upholstery – seat only:  
C.O.M.: 0.89 yd – 0,81 m

Standard features		Dimensions (in) (mm)			Dimensions (in) (mm)		
Knee-tilt control	<b>KT:</b> Knee-tilt control	Seat height	19-23	483-584	Overall height	39-43 ½	991-1105
Tilt tension	<b>P:</b> Pneumatic seat height cylinder	Seat width	21 ½	546	Overall width	25	635
5-position tilt lock with forward seat pitch adjustment	<b>AB:</b> Nylon angle base	Seat depth	17 ½	445	Overall depth	26	660
Fully upholstered back panel	<b>HDW:</b> Hard dual-wheel casters	Back height	21	533			
Patented adjustable lumbar		Back width	18 ½	470			

Model	Frame	Upholstery / List (\$)	Control (\$)	Cylinder (\$)	Base (\$)	Casters (\$)	Arms (\$)	Other options (\$)				
SV23	E3 Black	Grade 1	1,017	KT Std	P Std	AB Std	HDW Std	C33	195			
		Grade 2	1,056						APC	114	PBG	66
		Grade 3	1,093									
		Grade 4	1,115									
		Grade 5	1,185									
		Grade 6	1,269									
		Grade 7	1,905									
		Grade 8	1,382									

## STOOLS

SAMPLE ORDER: SV52-E3-SL25-SL25-SW-P-AB-HDW-FA

### SV52




One upholstery – back/seat:  
C.O.M.: 1.96 yd – 1,79 m  
Dual upholstery – back only:  
C.O.M.: 1.07 yd – 0,98 m  
Dual upholstery – seat only:  
C.O.M.: 0.89 yd – 0,81 m

Standard features		Dimensions (in) (mm)			Dimensions (in) (mm)		
Swivel only control	<b>SW:</b> Swivel only control	Seat height	22 ¼-29 ¼	565-743	Overall height	43-49 ¾	1092-1264
Adjustable polished chrome footring	<b>P:</b> Pneumatic seat height cylinder	Seat width	21 ½	546	Overall width	27	686
Fully upholstered back panel	<b>AB:</b> Nylon angle base	Seat depth	17 ½	445	Overall depth	26	660
Patented adjustable lumbar	<b>HDW:</b> Hard dual-wheel casters	Back height	21	533	Width between arms	18 ¾	464
	<b>FA:</b> One piece fixed arms	Back width	18 ½	470			

Model	Frame	Upholstery / List (\$)	Control (\$)	Cylinder (\$)	Base (\$)	Casters (\$)	Arms (\$)	Other options (\$)										
SV52	E3 Black	Grade 1	1,215	SW Std	P Std	AB Std	HDW Std	FA Std	C33	195								
		Grade 2	1,257						XTC	69	APC	114	SDW	23	HA8	43	PBG	66
		Grade 3	1,297										BRC	35	3D8	51		
		Grade 4	1,325										BGL	23	R3D8	109		
		Grade 5	1,408												C3D8	145		
		Grade 6	1,503												HWA8	66		
		Grade 7	2,258															
		Grade 8	1,638															

### SV51



One upholstery – back/seat:  
C.O.M.: 1.96 yd – 1,79 m  
Dual upholstery – back only:  
C.O.M.: 1.07 yd – 0,98 m  
Dual upholstery – seat only:  
C.O.M.: 0.89 yd – 0,81 m

Standard features		Dimensions (in) (mm)			Dimensions (in) (mm)		
Swivel only control	<b>SW:</b> Swivel only control	Seat height	22 ¼-29 ¼	565-743	Overall height	43-49 ¾	1092-1264
Adjustable polished chrome footring	<b>P:</b> Pneumatic seat height cylinder	Seat width	21 ½	546	Overall width	25	635
Fully upholstered back panel	<b>AB:</b> Nylon angle base	Seat depth	17 ½	445	Overall depth	26	660
Patented adjustable lumbar	<b>HDW:</b> Hard dual-wheel casters	Back height	21	533			
		Back width	18 ½	470			

Model	Frame	Upholstery / List (\$)	Control (\$)	Cylinder (\$)	Base (\$)	Casters (\$)	Arms (\$)	Other options (\$)								
SV51	E3 Black	Grade 1	1,112	SW Std	P Std	AB Std	HDW Std	C33	195							
		Grade 2	1,154						XTC	69	APC	114	SDW	23	PBG	66
		Grade 3	1,198										BRC	35		
		Grade 4	1,221										BGL	23		
		Grade 5	1,297													
		Grade 6	1,392													
		Grade 7	2,096													
		Grade 8	1,518													



## GUEST / STACK AND STOOL

### SPECIFICATIONS

- All models come standard with wall-saver legs and ship assembled.
- Polypropylene backrest and seat or soft mesh backrest with fabric, vinyl or leather seat upholstery also available. First code indicates the choice for the polypropylene or soft mesh backrest, the second code is for the polypropylene or upholstered seat.
- All models are available with a seamless seat upholstery (SC option). The aesthetics differs slightly from a standard seat design with seams.
- C.O.M./C.O.V. available. Please refer to page 31.

### GUEST / STACK CHAIRS

SAMPLE ORDER: FT32-E1-MMB-BPS-DP

#### FT32



One upholstery – seat:  
C.O.M.: 0.96 yd – 0.88 m

Standard features		Dimensions (in)*	(mm)*	Dimensions (in)	(mm)		
Ships 2 per carton	DP: Double pack	Seat height	16¾ - 17¾	425 - 450	Overall height	33	838
Stacks 4 high		Seat width	19¼	488	Overall width	22¼	565
Black injection-molded fixed arms		Seat depth	17¾	450	Overall depth	22¼	565
¾", 14-16-gauge, round steel tubing		Back height	13¾	335	Width between arms	19	480
Nylon floor glides		Back width	18½	468			

Model	Frame (\$)	Backrest - Polypropylene / Mesh (\$)	Seat - Polypropylene / Upholstery (\$)	Options (\$)
FT32	E3 Black Std E1 Polished Chrome 86 x 2 = 172	BPB Black Poly (-25) x 2 = (-50)	BPS Black Poly 506 x 2 = 1,012	DP Std SP 66/chair SC 82/chair
		<b>Mesh Options:</b>	Grade 1 572 x 2 = 1,144	
		Expression Radiance Upswing	Grade 2 581 x 2 = 1,162	
		MMB Balance MRD Dusk MUC Cloud	Grade 3 595 x 2 = 1,190	
		MMC Exact MRF Fog MUF Flame	Grade 4 601 x 2 = 1,202	
		MME Elegance MRS Sand MUO Ocean	Grade 5 630 x 2 = 1,260	
		MMP Perfection MUR Raven	Grade 6 660 x 2 = 1,320	
		MMS Passion MUS Smoke	Grade 7 884 x 2 = 1,768	
			Grade 8 695 x 2 = 1,390	

#### FT31



One upholstery – seat:  
C.O.M.: 0.96 yd – 0.88 m

Standard features		Dimensions (in)*	(mm)*	Dimensions (in)	(mm)		
Ships 2 per carton	DP: Double pack	Seat height	16¾ - 17¾	425 - 450	Overall height	33	838
Stacks 4 high		Seat width	19¼	488	Overall width	19	484
¾", 14-16-gauge, round steel tubing		Seat depth	17¾	450	Overall depth	22¼	565
Nylon floor glides		Back height	13¾	335			
		Back width	18½	468			

Model	Frame (\$)	Backrest - Polypropylene / Mesh (\$)	Seat - Polypropylene / Upholstery (\$)	Options (\$)
FT31	E3 Black Std E1 Polished Chrome 86 x 2 = 172	BPB Black Poly (-25) x 2 = (-50)	BPS Black Poly 441 x 2 = 882	DP Std SP 66/chair SC 82/chair
		<b>Mesh Options:</b>	Grade 1 509 x 2 = 1,018	
		Expression Radiance Upswing	Grade 2 523 x 2 = 1,046	
		MMB Balance MRD Dusk MUC Cloud	Grade 3 536 x 2 = 1,073	
		MMC Exact MRF Fog MUF Flame	Grade 4 545 x 2 = 1,090	
		MME Elegance MRS Sand MUO Ocean	Grade 5 573 x 2 = 1,146	
		MMP Perfection MUR Raven	Grade 6 602 x 2 = 1,204	
		MMS Passion MUS Smoke	Grade 7 828 x 2 = 1,656	
			Grade 8 639 x 2 = 1,278	

### GUEST / STACK CHAIRS ON CASTERS

SAMPLE ORDER: FT32C-E1-MMB-BPS-HDW-DP

#### FT32C



One upholstery – seat:  
C.O.M.: 0.96 yd – 0.88 m

Standard features		Dimensions (in)*	(mm)*	Dimensions (in)	(mm)		
Ships 2 per carton	HDW: Hard dual-wheel casters	Seat height	16¾ - 17¾	425 - 450	Overall height	33	838
Stacks 4 high	DP: Double pack	Seat width	19¼	488	Overall width	22¼	565
Black injection-molded fixed arms		Seat depth	17¾	450	Overall depth	22¼	565
¾", 14-16-gauge, round steel tubing		Back height	13¾	335	Width between arms	19	480
Black casters		Back width	18½	468			

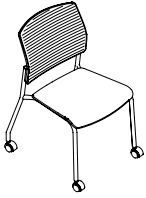
Model	Frame (\$)	Backrest - Polypropylene / Mesh (\$)	Seat - Polypropylene / Upholstery (\$)	Casters (\$)	Options (\$)
FT32C	E3 Black Std E1 Polished Chrome 86 x 2 = 172	BPB Black Poly (-25) x 2 = (-50)	BPS Black Poly 566 x 2 = 1,132	HDW Std SDW 23 x 2 = 46	DP Std SP 66/chair SC 82/chair
		<b>Mesh Options:</b>	Grade 1 630 x 2 = 1,260		
		Expression Radiance Upswing	Grade 2 639 x 2 = 1,278		
		MMB Balance MRD Dusk MUC Cloud	Grade 3 652 x 2 = 1,304		
		MMC Exact MRF Fog MUF Flame	Grade 4 667 x 2 = 1,334		
		MME Elegance MRS Sand MUO Ocean	Grade 5 688 x 2 = 1,376		
		MMP Perfection MUR Raven	Grade 6 725 x 2 = 1,450		
		MMS Passion MUS Smoke	Grade 7 942 x 2 = 1,884		
			Grade 8 769 x 2 = 1,538		

# SHIFTER

## GUEST / STACK CHAIRS ON CASTERS

SAMPLE ORDER: FT31C-E1-MMB-BPS-HDW-DP

### FT31C



One upholstery – seat:  
C.O.M.: 0.96 yd – 0,88 m

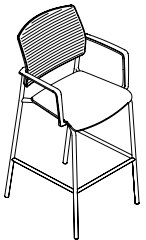
Standard features		Dimensions (in)*		Dimensions (in) (mm)		
Ships 2 per carton	<b>HDW:</b> Hard dual-wheel casters	Seat height	16¾ - 17¾	425 - 450	Overall height	33 838
Stacks 4 high	<b>DP:</b> Double pack	Seat width	19¼	488	Overall width	19 484
¾", 14-16-gauge, round steel tubing		Seat depth	17¾	450	Overall depth	22¼ 565
Black casters		Back height	13¼	335		
		Back width	18½	468		

Model	Frame (\$)	Backrest - Polypropylene / Mesh (\$)	Seat - Polypropylene / Upholstery (\$)	Casters (\$)	Options (\$)	
FT31C	E3 Black Std	BPB Black Poly (-25) x 2 = (-50)	BPS Black Poly	500 x 2 = 1,000	HDW Std SDW 23 x 2 = 46	DP Std SP 66/chair SC 82/chair
	E1 Polished Chrome 86 x 2 = 172		Grade 1	566 x 2 = 1,132		
		<b>Mesh Options:</b>	Grade 2	573 x 2 = 1,146		
		Expression Radiance Upswing	Grade 3	588 x 2 = 1,176		
		MMB Balance MRD Dusk MUC Cloud	Grade 4	595 x 2 = 1,190		
		MMC Exact MRF Fog MUF Flame	Grade 5	623 x 2 = 1,246		
		MME Elegance MRS Sand MUO Ocean	Grade 6	652 x 2 = 1,304		
		MMP Perfection MUR Raven	Grade 7	878 x 2 = 1,756		
		MMS Passion MUS Smoke	Grade 8	689 x 2 = 1,378		

## CAFÉ HEIGHT STOOLS

SAMPLE ORDER: FT32H-E1-MMB-BPS

### FT32H




One upholstery – seat:  
C.O.M.: 0.96 yd – 0,88 m

Standard features		Dimensions (in)*		Dimensions (in) (mm)		
Ships 1 per carton		Seat height	28½ - 29½	725 - 750	Overall height	45 1143
Black injection-molded fixed arms		Seat width	19¼	488	Overall width	22¼ 565
¾", 14-16-gauge, round steel tubing		Seat depth	17¾	450	Overall depth	23 584
Nylon floor glides		Back height	13¼	335	Width between arms	19 480
		Back width	18½	468		

Model	Frame (\$)	Backrest - Polypropylene / Mesh (\$)	Seat - Polypropylene / Upholstery (\$)	Options (\$)	
FT32H	E3 Black Std	BPB Black Poly (-25)	BPS Black Poly	623	SC 82
	E1 Polished Chrome 101		Grade 1	682	
		<b>Mesh Options:</b>	Grade 2	688	
		Expression Radiance Upswing	Grade 3	703	
		MMB Balance MRD Dusk MUC Cloud	Grade 4	710	
		MMC Exact MRF Fog MUF Flame	Grade 5	739	
		MME Elegance MRS Sand MUO Ocean	Grade 6	774	
		MMP Perfection MUR Raven	Grade 7	986	
		MMS Passion MUS Smoke	Grade 8	819	

### FT31H



One upholstery – seat:  
C.O.M.: 0.96 yd – 0,88 m

Standard features		Dimensions (in)*		Dimensions (in) (mm)		
Ships 1 per carton		Seat height	28½ - 29½	725 - 750	Overall height	45 1143
¾", 14-16-gauge, round steel tubing		Seat width	19¼	488	Overall width	19¼ 503
Nylon floor glides		Seat depth	17¾	450	Overall depth	23 584
		Back height	13¼	335		
		Back width	18½	468		

Model	Frame (\$)	Backrest - Polypropylene / Mesh (\$)	Seat - Polypropylene / Upholstery (\$)	Options (\$)	
FT31H	E3 Black Std	BPB Black Poly (-25)	BPS Black Poly	558	SC 82
	E1 Polished Chrome 101		Grade 1	623	
		<b>Mesh Options:</b>	Grade 2	630	
		Expression Radiance Upswing	Grade 3	644	
		MMB Balance MRD Dusk MUC Cloud	Grade 4	652	
		MMC Exact MRF Fog MUF Flame	Grade 5	674	
		MME Elegance MRS Sand MUO Ocean	Grade 6	710	
		MMP Perfection MUR Raven	Grade 7	928	
		MMS Passion MUS Smoke	Grade 8	725	

\* First seat height corresponds to the polypropylene seat, second seat height corresponds to the upholstered seat.



# STOOL – MEDICAL



## STOOL

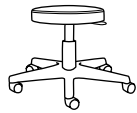
### SPECIFICATIONS

- All models ship assembled.
- All models come with 2" (51 mm) hard plastic black dual-wheel casters.
- All options available with Cal-133 option. Limited vinyl selection.
- Upholstery selection limited to vinyl and C.O.V. only.
- C.O.V. available. Please refer to page 31.

#### MEDICAL STOOLS

SAMPLE ORDER: D63-E1-DN04-SW-SCL-PCB-SDW-DP

### D63

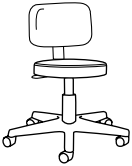


One upholstery – back/seat:  
C.O.M.: 0.66 yd – 0,6 m

Standard features		Dimensions (in)		Dimensions (mm)		Dimensions (in)		Dimensions (mm)	
Ships 2 per carton		<b>SW:</b> Swivel only control	Seat height	17-22 ¼	432-565	Overall height	17-22 ¼	432-565	
		<b>CP:</b> Hand lever pneumatic seat height adjustment	Seat diameter	16 ¼	413	Overall width	23 ¼	591	
		<b>PCB:</b> Polished chrome base				Overall depth	24 ¼	616	
		<b>HDW:</b> Hard dual-wheel casters							
		<b>DP:</b> Double pack							

Model	Frame	Vinyl Upholstery / List (\$)		Control (\$)		Cylinder (\$)		Base (\$)		Casters (\$)		Other options (\$)			
D63	E1 Polished Chrome	Grade 1	480 x 2 = 960	Grade 5	542 x 2 = 1,084	SW	Std	CP	Std	PCB	Std	HDW	Std	DP	Std
		Grade 2	493 x 2 = 986	Grade 6	572 x 2 = 1,144			SCL	95 x 2 = 190			SDW	23 x 2 = 46	SP	66/chair
		Grade 3	511 x 2 = 1,022	Grade 8	611 x 2 = 1,222							BRC	35 x 2 = 70	C33	195 x 2 = 390
		Grade 4	517 x 2 = 1,034									BGL	23 x 2 = 46		

### DB63



One upholstery – back/seat:  
C.O.M.: 1.18 yd – 1,08 m  
Dual upholstery – back only:  
C.O.M.: 0.52 yd – 0,48 m  
Dual upholstery – seat only:  
C.O.M.: 0.66 yd – 0,6 m

Standard features		Dimensions (in)		Dimensions (mm)		Dimensions (in)		Dimensions (mm)	
Upholstered back		<b>SW:</b> Swivel only control	Seat height	17-22 ¼	432-565	Overall height	28-35	711-889	
Ships 2 per carton		<b>CP:</b> Hand lever pneumatic seat height adjustment	Seat diameter	16 ¼	413	Overall width	23 ¼	591	
		<b>PCB:</b> Polished chrome base	Back height	10	254	Overall depth	24 ¼	616	
		<b>HDW:</b> Hard dual-wheel casters	Back width	15 ¼	387				
		<b>DP:</b> Double pack							

Model	Frame	Vinyl Upholstery / List (\$)		Control (\$)		Cylinder (\$)		Base (\$)		Casters (\$)		Other options (\$)			
DB63	E1 Polished Chrome	Grade 1	649 x 2 = 1,298	Grade 5	742 x 2 = 1,484	SW	Std	CP	Std	PCB	Std	HDW	Std	DP	Std
		Grade 2	665 x 2 = 1,330	Grade 6	795 x 2 = 1,590			SCL	95 x 2 = 190			SDW	23 x 2 = 46	SP	66/chair
		Grade 3	695 x 2 = 1,390	Grade 8	858 x 2 = 1,716							BRC	35 x 2 = 70	C33	195 x 2 = 390
		Grade 4	704 x 2 = 1,408									BGL	23 x 2 = 46		

### D65



One upholstery – back/seat:  
C.O.M.: 0.66 yd – 0,6 m

Standard features		Dimensions (in)		Dimensions (mm)		Dimensions (in)		Dimensions (mm)	
Ships 2 per carton		<b>SW:</b> Swivel only control	Seat height	17-22 ¼	432-565	Overall height	17-22 ¼	432-565	
		<b>CP:</b> Ring-activated pneumatic seat height adjustment	Seat diameter	16 ¼	413	Overall width	23 ¼	591	
		<b>PCB:</b> Polished chrome base				Overall depth	24 ¼	616	
		<b>HDW:</b> Hard dual-wheel casters							
		<b>DP:</b> Double pack							

Model	Frame	Vinyl Upholstery / List (\$)		Control (\$)		Cylinder (\$)		Base (\$)		Casters (\$)		Other options (\$)			
D65	E1 Polished Chrome	Grade 1	538 x 2 = 1,076	Grade 5	614 x 2 = 1,228	SW	Std	CP	Std	PCB	Std	HDW	Std	DP	Std
		Grade 2	553 x 2 = 1,106	Grade 6	649 x 2 = 1,298			SCL	95 x 2 = 190			SDW	23 x 2 = 46	SP	66/chair
		Grade 3	573 x 2 = 1,146	Grade 8	704 x 2 = 1,408							BRC	35 x 2 = 70	C33	195 x 2 = 390
		Grade 4	579 x 2 = 1,158									BGL	23 x 2 = 46		

### D63X



One upholstery – back/seat:  
C.O.M.: 0.66 yd – 0,6 m

Standard features		Dimensions (in)		Dimensions (mm)		Dimensions (in)		Dimensions (mm)	
Ships 2 per carton		<b>SW:</b> Swivel only control	Seat height	16-21	406-533	Overall height	16-21	406-533	
		<b>CP:</b> Ring-activated pneumatic seat height adjustment	Seat diameter	16 ¼	413	Overall width	24	610	
		<b>PCB:</b> Polished chrome base				Overall depth	24	610	
		<b>HDW:</b> Hard dual-wheel casters							
		<b>DP:</b> Double pack							

Model	Frame	Vinyl Upholstery / List (\$)		Control (\$)		Cylinder (\$)		Base (\$)		Casters (\$)		Other options (\$)			
D63X	E1 Polished Chrome	Grade 1	993 x 2 = 1,986	Grade 5	1,062 x 2 = 2,124	SW	Std	CP	Std	PCB	Std	HDW	Std	DP	Std
		Grade 2	1,022 x 2 = 2,044	Grade 6	1,098 x 2 = 2,196							SDW	23 x 2 = 46	SP	66/chair
		Grade 3	1,028 x 2 = 2,056	Grade 8	1,140 x 2 = 2,280							BRC	35 x 2 = 70		
		Grade 4	1,035 x 2 = 2,070									BGL	23 x 2 = 46		



## GUEST

### SPECIFICATIONS

- Model ship assembled.
- Fabric/fabric, fabric/vinyl and vinyl/vinyl dual upholstery is available. First upholstery is for the backrest, the second upholstery is for the seat.
- If dual upholstery combination is from two different grades, list price is the highest grade of the two (includes C.O.M. and C.O.V.).
- C.O.M./C.O.V. available. Please refer to page 31.

#### BARIATRIC / GUEST CHAIR

SAMPLE ORDER: SW32B-E3-R126-R126

### SW32B



One upholstery – back/seat:  
C.O.M.: 1.87 yd – 1,71 m  
Dual upholstery – back only:  
C.O.M.: 1.03 yd – 0,94 m  
Dual upholstery – seat only:  
C.O.M.: 0.84 yd – 0,77 m

Standard features		Dimensions	(in)	(mm)	Dimensions	(in)	(mm)	
Fully upholstered back panel		Seat height	18 ½	470	Overall height	33¼	845	
¾", 14-gauge round steel tubing		Seat width	24	610	Overall width	29¼	743	
Nylon floor glides		Seat depth	18	457	Overall depth	23	584	
Injection-molded arms		Back height	14 ½	368	Width between arms	26 ½	673	
Rated 500 lb		Back width	25	635				
Model	Frame	Upholstery / List (\$)						
SW32B	E3 Black	Grade 1						863
		Grade 2						899
		Grade 3						928
		Grade 4						949
		Grade 5						1,006
		Grade 6						1,079
		Grade 7						1,623
		Grade 8						1,183





## TASK AND STOOL

### SPECIFICATIONS

- All models ship assembled.
- Soft mesh backrest with fabric, vinyl or leather seat upholstery is available. First code indicates the color choice of the soft mesh material for the backrest, the second code is for upholstered seat.
- Control mechanism is black.
- All models come with 2" (51 mm) hard plastic black dual-wheel casters.
- All models are available with a seamless seat upholstery (SC option). The aesthetics differs slightly from a standard seat design with seams.
- C.O.M./C.O.V. available. Please refer to page 31.

### TASK CHAIRS

SAMPLE ORDER: UP13-E3-MUC-PK04-SYN-P-AB-HDW-FA

#### UP13



Dual upholstery – seat only:  
C.O.M.: 0.98 yd – 0,90 m

Standard features				Dimensions (in)		Dimensions (mm)		Dimensions (in)		Dimensions (mm)	
Adjustable lumbar support	<b>SYN:</b> Synchronous control	Seat height	18-21½	460-550	Overall height	39-42½	990-1080				
Black rugged outer polymer shell	<b>P:</b> Pneumatic seat height cylinder	Seat width	20½	520	Overall width	26	660				
Tilt tension adjustment	<b>AB:</b> Nylon angle base	Seat depth	18¾	476	Overall depth	26-28	660-710				
Tilt lock	<b>HDW:</b> Hard dual-wheel casters	Back height	21¾	550	Width between arms	19¾	490				
Seat depth adjustment	<b>FA:</b> One piece fixed arms	Back width	18¾	476							
Pneumatic seat height											

Model	Frame	Mesh	Upholstery / List (\$)	Control (\$)	Cylinder (\$)	Base (\$)	Casters (\$)	Arms (\$)	Options (\$)	
UP13	E3 Black	MUC Cloud	Grade 1	789	SYN Std	P Std	AB Std	HDW Std	FA Std	SC 82
		MUF Flame	Grade 2	805		CP 43	APC 114	SDW 23	HA8 43	
		MUO Ocean	Grade 3	820				BRC 35	3D8 51	
		MUR Raven	Grade 4	827					R3D8 109	
		MUS Smoke	Grade 5	859						
			Grade 6	889						
			Grade 7	1,185						
			Grade 8	936						

#### UP12



Dual upholstery – seat only:  
C.O.M.: 0.98 yd – 0,90 m

Standard features				Dimensions (in)		Dimensions (mm)		Dimensions (in)		Dimensions (mm)	
Adjustable lumbar support	<b>SYN:</b> Synchronous control	Seat height	18-21½	460-550	Overall height	39-42½	990-1080				
Black rugged outer polymer shell	<b>P:</b> Pneumatic seat height cylinder	Seat width	20½	520	Overall width	26	660				
Tilt tension adjustment	<b>AB:</b> Nylon angle base	Seat depth	18¾	476	Overall depth	26-28	660-710				
Tilt lock	<b>HDW:</b> Hard dual-wheel casters	Back height	21¾	550							
Seat depth adjustment		Back width	18¾	476							
Pneumatic seat height											

Model	Frame	Mesh	Upholstery / List (\$)	Control (\$)	Cylinder (\$)	Base (\$)	Casters (\$)	Options (\$)	
UP12	E3 Black	MUC Cloud	Grade 1	728	SYN Std	P Std	AB Std	HDW Std	SC 82
		MUF Flame	Grade 2	742		CP 43	APC 114	SDW 23	
		MUO Ocean	Grade 3	749				BRC 35	
		MUR Raven	Grade 4	759					
		MUS Smoke	Grade 5	789					
			Grade 6	820					
			Grade 7	1,161					
			Grade 8	865					

# UPSWING

## STOOLS

SAMPLE ORDER: UP52-E3-MUS-PK04-SYN-P-AB-HDW-HA8

### UP52



Dual upholstery – seat only.  
C.O.M.: 0.98 yd – 0,90 m

Standard features		Dimensions	(in)	(mm)	Dimensions	(in)	(mm)
Adjustable lumbar support	<b>SYN:</b> Synchronous control	Seat height	24-31½	610-800	Overall height	44¾-52¼	1140-1330
Black rugged outer polymer shell	<b>P:</b> Pneumatic seat height cylinder	Seat width	20½	520	Overall width	26	660
Tilt tension adjustment	<b>AB:</b> Nylon angle base	Seat depth	18¾	476	Overall depth	26-28	660-710
Tilt lock	<b>HDW:</b> Hard dual-wheel casters	Back height	21¾	550	Width between arms	19¾	490
Seat depth adjustment	<b>FA:</b> One piece fixed arms	Back width	18¾	476			
Pneumatic seat height							
Adjustable polished chrome footring							

Model	Frame	Mesh	Upholstery / List (\$)	Control (\$)	Cylinder (\$)	Base (\$)	Casters (\$)	Arms (\$)	Options (\$)	
UP52	E3 Black	MUC Cloud	Grade 1	1,085	SYN Std	P Std	AB Std	HDW Std	FA Std	SC 82
		MUF Flame	Grade 2	1,108		XTC 69	APC 114	SDW 23	HA8 43	
		MUO Ocean	Grade 3	1,121				BRC 35	3D8 51	
		MUR Raven	Grade 4	1,129					R3D8 109	
		MUS Smoke	Grade 5	1,164						
			Grade 6	1,200						
			Grade 7	1,345						
			Grade 8	1,253						

### UP51



Dual upholstery – seat only.  
C.O.M.: 0.98 yd – 0,90 m

Standard features		Dimensions	(in)	(mm)	Dimensions	(in)	(mm)
Adjustable lumbar support	<b>SYN:</b> Synchronous control	Seat height	24-31½	610-800	Overall height	44¾-52¼	1140-1330
Black rugged outer polymer shell	<b>P:</b> Pneumatic seat height cylinder	Seat width	20½	520	Overall width	26	660
Tilt tension adjustment	<b>AB:</b> Nylon angle base	Seat depth	18¾	476	Overall depth	26-28	660-710
Tilt lock	<b>HDW:</b> Hard dual-wheel casters	Back height	21¾	550			
Seat depth adjustment		Back width	18¾	476			
Pneumatic seat height							
Adjustable polished chrome footring							

Model	Frame	Mesh	Upholstery / List (\$)	Control (\$)	Cylinder (\$)	Base (\$)	Casters (\$)	Options (\$)	
UP51	E3 Black	MUC Cloud	Grade 1	1,027	SYN Std	P Std	AB Std	HDW Std	SC 82
		MUF Flame	Grade 2	1,043		XTC 69	APC 114	SDW 23	
		MUO Ocean	Grade 3	1,057				BRC 35	
		MUR Raven	Grade 4	1,071					
		MUS Smoke	Grade 5	1,099					
			Grade 6	1,144					
			Grade 7	1,325					
			Grade 8	1,187					



## GUEST / STACK AND STOOL

### SPECIFICATIONS

- All models ship assembled.
- Wood maple veneer available in 5 colors.

#### GUEST / STACK CHAIRS

SAMPLE ORDER: VR31-E1-CEY-QP

##### VR31



#### Standard features

Ships 4 per carton  
Tubular steel frame  
Wood maple veneer  
Stacks up to 8-high

**E1:** Polished chrome frame  
**QP:** Quad pack

Dimensions	(in)	(mm)
Seat height	17 ½	445
Seat width	15 ¾	400
Seat depth	15	381
Back height	17	432
Back width	15 ¾	400

Dimensions	(in)	(mm)
Overall height	34	864
Overall width	20	508
Overall depth	18 ½	470

Model	Frame	Wood finish	List (\$)	Other options (\$)
VR31	E1 Polished chrome	<b>BAK</b> Black <b>CEY</b> Cherry <b>NAP</b> Natural <b>OMC</b> Espresso <b>WHT</b> White	506 x 4 = 2,024	<b>QP</b> Std <b>DP</b> 35/chair <b>SP</b> 66/chair

##### VR31M



#### Standard features

Ships 4 per carton  
Tubular steel frame  
Wood maple veneer  
Stacks up to 8-high

**E1:** Polished chrome frame  
**QP:** Quad pack

Dimensions	(in)	(mm)
Seat height	17 ½	445
Seat width	16	406
Seat depth	16	406
Back height	17	432
Back width	18 ½	470

Dimensions	(in)	(mm)
Overall height	33	838
Overall width	18	457
Overall depth	19	483

Model	Frame	Wood finish	List (\$)	Other options (\$)
VR31M	E1 Polished chrome	<b>BAK</b> Black <b>CEY</b> Cherry <b>NAP</b> Natural <b>OMC</b> Espresso <b>WHT</b> White	431 x 4 = 1,724	<b>QP</b> Std <b>DP</b> 35/chair <b>SP</b> 66/chair <b>HH</b> 109/chair

#### CAFÉ HEIGHT STOOL

SAMPLE ORDER: VR31H-E1-CEY

##### VR31H



#### Standard features

Tubular steel frame  
Wood maple veneer

**E1:** Polished chrome frame

Dimensions	(in)	(mm)
Seat height	29 ¼	743
Seat width	15 ½	394
Seat depth	15 ½	394
Back height	6	152
Back width	15 ½	394

Dimensions	(in)	(mm)
Overall height	34 ½	876
Overall width	15 ½	394
Overall depth	20 ½	521

Model	Frame	Wood finish	List (\$)
VR31H	E1 Polished chrome	<b>BAK</b> Black <b>CEY</b> Cherry <b>NAP</b> Natural <b>OMC</b> Espresso <b>WHT</b> White	586




## GUEST / STACK


### SPECIFICATIONS

- All models ship assembled.
- Chairs should be ordered by number of cartons desired.
- Arm to armless chairs will gang.
- P33 option meets Cal-133 compliance. Limited polypropylene (black FS33 only) and upholstery selection.
- C.O.M./C.O.V. available. Please refer to page 31.

#### POLYPROPYLENE BACK AND SEAT GUEST / STACK CHAIRS


SAMPLE ORDER: FE02-E1-FS01-QP

FE02		Standard features	Dimensions (in)	(mm)	Dimensions (in)	(mm)		
		Ships 4 per carton <b>QP: Quad pack</b>	Seat height	17	432	Overall height	31	787
		Stacks up to 10 high	Seat width	17 ½	445	Overall width	22	559
		7/16" solid steel frame	Seat depth	17 ¼	438	Overall depth	22 ½	572
		Polypropylene shell	Back height	13 ½	343	Width between arms	19 ¾	492
		Black polypropylene armrests	Back width	17 ½	445			
Model	Frame	Polypropylene shell color	List (\$)		Other options (\$)			
FE02	E3 Black	FS01 White	296 x 4 = 1,184		QP	Std		
	E1 Polished Chrome	FS03 Black			DP	35/chair		
		FS04 Navy			SP	66/chair		
		FS06 Red			P33	57/chair		
		FS14 Gray						
		FS27 Blue						
		FS33 Black Cal-133						

FE01		Standard features	Dimensions (in)	(mm)	Dimensions (in)	(mm)		
		Ships 4 per carton <b>QP: Quad pack</b>	Seat height	17	432	Overall height	31	787
		Stacks up to 10 high	Seat width	17 ½	445	Overall width	17 ½	445
		7/16" solid steel frame	Seat depth	17 ¼	438	Overall depth	22 ½	572
		Polypropylene shell	Back height	13 ½	343			
			Back width	17 ½	445			
Model	Frame	Polypropylene shell color	List (\$)		Other options (\$)			
FE01	E3 Black	FS01 White	220 x 4 = 880		QP	Std		
	E1 Polished Chrome	FS03 Black			DP	35/chair		
		FS04 Navy			SP	66/chair		
		FS06 Red			P33	57/chair		
		FS14 Gray						
		FS27 Blue						
		FS33 Black Cal-133						

#### UPHOLSTERED BACK AND SEAT GUEST / STACK CHAIRS

SAMPLE ORDER: FE04-E3-FS27-CP01-SP

FE04		Standard features	Dimensions (in)	(mm)	Dimensions (in)	(mm)		
		Ships 2 per carton <b>DP: Double pack</b>	Seat height	17	432	Overall height	31	787
		Stacks up to 6 high	Seat width	17 ½	445	Overall width	22	559
		7/16" solid steel frame	Seat depth	17 ¼	438	Overall depth	22 ½	572
		Polypropylene shell	Back height	13 ½	343	Width between arms	19 ¾	492
		Black polypropylene armrests	Back width	17 ½	445			
Model	Frame	Polypropylene shell color	Upholstery / List (\$)		Other options (\$)			
FE04	E3 Black	FS01 White	Grade 1	471 x 2 = 942	DP	Std		
	E1 Polished chrome	FS03 Black	Grade 2	478 x 2 = 956	SP	66/chair		
		FS04 Navy	Grade 3	493 x 2 = 986	P33	57/chair		
		FS06 Red	Grade 4	501 x 2 = 1,002				
		FS14 Gray	Grade 5	524 x 2 = 1,048				
		FS27 Blue	Grade 6	547 x 2 = 1,094				
		FS33 Black Cal-133	Grade 7	888 x 2 = 1,776				
			Grade 8	699 x 2 = 1,398				

One upholstery – back/seat:  
C.O.M.: 1.25 yd – 1,14 m  
Dual upholstery – back only:  
C.O.M.: 0.5 yd – 0,46 m  
Dual upholstery – seat only:  
C.O.M.: 0.73 yd – 0,67 m

# 4800

## UPHOLSTERED BACK AND SEAT GUEST / STACK CHAIRS

SAMPLE ORDER: FE03-E3-FS27-CP01-SP

### FE03



One upholstery – back/seat:  
C.O.M.: 1.25 yd – 1,14 m  
Dual upholstery – back only:  
C.O.M.: 0.5 yd – 0,46 m  
Dual upholstery – seat only:  
C.O.M.: 0.73 yd – 0,67 m

Standard features		Dimensions	(in)	(mm)	Dimensions	(in)	(mm)
Ships 2 per carton <b>DP: Double pack</b>		Seat height	17	432	Overall height	31	787
Stacks up to 6 high		Seat width	17½	445	Overall width	17½	445
⅜" solid steel frame		Seat depth	17¼	438	Overall depth	22½	572
Polypropylene shell		Back height	13½	343			
		Back width	17½	445			

Model	Frame	Polypropylene shell color	Upholstery / List (\$)		Other options (\$)	
FE03	E3 Black	FS01 White	Grade 1	414 x 2 = 828	DP	Std
		FS03 Black	Grade 2	424 x 2 = 848	SP	66/chair
	E1 Polished chrome	FS04 Navy	Grade 3	430 x 2 = 860	P33	57/chair
		FS06 Red	Grade 4	440 x 2 = 880		
		FS14 Gray	Grade 5	457 x 2 = 914		
		FS27 Blue	Grade 6	474 x 2 = 948		
		FS33 Black Cal-133	Grade 7	769 x 2 = 1,538		
			Grade 8	604 x 2 = 1,208		

## POLYPROPYLENE BACK / UPHOLSTERED SEAT GUEST / STACK CHAIRS

SAMPLE ORDER: FE06-E3-FS14-AM24-DP

### FE06



Dual upholstery – seat only:  
C.O.M.: 0.73 yd – 0,67 m

Standard features		Dimensions	(in)	(mm)	Dimensions	(in)	(mm)
Ships 4 per carton <b>QP: Quad pack</b>		Seat height	17	432	Overall height	31	787
Stacks up to 6 high		Seat width	17½	445	Overall width	22	559
⅜" solid steel frame		Seat depth	17¼	438	Overall depth	22½	572
Polypropylene shell		Back height	13½	343	Width between arms	19½	492
Polypropylene armrests		Back width	17½	445			

Model	Frame	Polypropylene shell color	Upholstery / List (\$)		Other options (\$)	
FE06	E3 Black	FS01 White	Grade 1	407 x 4 = 1,628	QP	Std
		FS03 Black	Grade 2	414 x 4 = 1,656	DP	35/chair
	E1 Polished chrome	FS04 Navy	Grade 3	420 x 4 = 1,680	SP	66/chair
		FS06 Red	Grade 4	428 x 4 = 1,712	P33	57/chair
		FS14 Gray	Grade 5	448 x 4 = 1,792		
		FS27 Blue	Grade 6	470 x 4 = 1,880		
		FS33 Black Cal-133	Grade 7	753 x 4 = 3,012		
			Grade 8	595 x 4 = 2,380		

### FE05



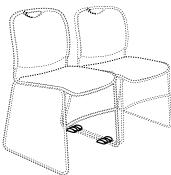
Dual upholstery – seat only:  
C.O.M.: 0.73 yd – 0,67 m

Standard features		Dimensions	(in)	(mm)	Dimensions	(in)	(mm)
Ships 4 per carton <b>QP: Quad pack</b>		Seat height	17	432	Overall height	31	787
Stacks up to 6 high		Seat width	17½	445	Overall width	22	559
⅜" solid steel frame		Seat depth	17¼	438	Overall depth	22½	572
Polypropylene shell		Back height	13½	343			
		Back width	17½	445			

Model	Frame	Polypropylene shell color	Upholstery / List (\$)		Other options (\$)	
FE05	E3 Black	FS01 White	Grade 1	324 x 4 = 1,296	QP	Std
		FS03 Black	Grade 2	331 x 4 = 1,324	DP	35/chair
	E1 Polished chrome	FS04 Navy	Grade 3	339 x 4 = 1,358	SP	66/chair
		FS06 Red	Grade 4	345 x 4 = 1,380	P33	57/chair
		FS14 Gray	Grade 5	359 x 4 = 1,436		
		FS27 Blue	Grade 6	373 x 4 = 1,492		
		FS33 Black Cal-133	Grade 7	607 x 4 = 2,428		
			Grade 8	476 x 4 = 1,904		

## ACCESSORIES

### FEGANG



**Standard features**  
Ganging kit  
Field installation  
Gangs 2 chairs without arms together. Arm to armless models will gang together  
Chair with a tablet arm adjacent to another tablet arm cannot be ganged together

Model	List (\$)
FEGANG	35

# 4800

## ACCESSORIES

<b>FEDY</b>	<b>Standard features</b>	<b>Dimensions</b>	<b>(in)</b>		<b>(mm)</b>		<b>Overall dimensions of dolly with 40 chairs</b>		<b>(in)</b>	<b>(mm)</b>		
			Stacking dolly, black only Enamel steel frame To stack <b>40 FE01</b> or <b>40 FE02</b> models only	Overall width	23 ½	597	Total height	69	1753	Total width	24	610



Model	List (\$)
<b>FEDY</b>	<b>1,006</b>

<b>UPFEDY</b>	<b>Standard features</b>	<b>Dimensions</b>	<b>(in)</b>		<b>(mm)</b>		<b>Overall dimensions of dolly with 22 chairs</b>		<b>(in)</b>	<b>(mm)</b>		
			Stacking dolly, black only Enamel steel frame To stack <b>22 FE03, FE04, FE05,</b> or <b>FE06</b> models	Overall width	21 ¼	540	Total height	66	1676	Total width	21 ¼	540



Model	List (\$)
<b>UPFEDY</b>	<b>1,006</b>

# C.O.M./C.O.V. POLICY

## Fabric approval

All C.O.M./C.O.V. materials must be approved for use by Groupe Lacasse/United Chair manufacturing facilities.

To request approval, one (1) yard needs to be forwarded along with the material's specifications to our Groupe Lacasse manufacturing facilities to the attention of the C.O.M./C.O.V. coordinator; shipping information can be found on the Custom Fabric Form. If California # 117 compliant, the certification must accompany the material. Please ensure that the custom fabric form is completely filled out and sent to **COM-Info@groupelacasse.com** or the test cannot be processed. The ORIENTATION section is especially important; if it fails to be completed the material will be applied as it comes off the roll.

Once the C.O.M./C.O.V. material has been tested, you will be contacted by the C.O.M./C.O.V. coordinator with the results. Upon approval, you will be directed as to any additional yardage requirements beyond the published C.O.M./C.O.V. yardage. To determine amount of upholstery needed, please refer to the C.O.M./C.O.V. designation (model specific) in the product description section of the website (**www.groupelacasse.com**). Yardage is based on 54" width roll. **Some directional or patterned material may require additional yardage.**

All materials are to be received from the vendor clearly marked with your purchase order number, VENDOR-PATTERN-COLOR and yardage. There should not be more than one piece per roll. Back orders or partial shipments will not be accepted. Rolls must not exceed 50 lbs. All C.O.M./C.O.V. material must be shipped prepaid to our manufacturing facilities. **DO NOT** ship C.O.M./C.O.V. material without positive test results.

Once approved, please forward your purchase order to **COM-Info@groupelacasse.com** and the upholstery to the specified address. Groupe Lacasse is not be responsible for any upholstery excess received or material that cannot be identified. Those will automatically be discarded or returned, on demand only, to the client at their expenses. C.O.M./C.O.V. upholstery is subject to final approval upon arrival. It is the responsibility of the customer or customer's vendor to inspect material for bias and/or flaws prior to shipment to Groupe Lacasse/United Chair.

## Disclaimer

The Seller reserves the right to approve all C.O.M./C.O.V. prior to acceptance. Even after preliminary approval, the Seller reserves the right to reject C.O.M./C.O.V. if tests or early production results indicate the material will not meet the Seller's quality standards or excessive unforeseen costs will be incurred. For accepted C.O.M./C.O.V., the Seller assumes no responsibility for its appearance, quality, durability, colorfastness or any other attributes after application to a United Chair product. The Seller will determine any additional yardage, labor charges or surcharges that may be required as a condition of C.O.M./C.O.V. acceptance.

Purchase orders will not be processed until material has been approved and production cannot be scheduled until upholstery has been received. Upon completing these steps, your ship date will be determined. The Seller may split an order at the customer's request and may be subject to a minimum order charge. The Seller is not responsible for excess C.O.M./C.O.V. from completed orders unless express agreement has been reached in advance. The customer is responsible for the return of any excess material. C.O.M./C.O.V. orders may not be changed or cancelled after acknowledgement.

Please consult the C.O.M./C.O.V. coordinator by phone: 1-888-522-2773, or email at **COM-Info@groupelacasse.com** with any questions regarding this process.

## Pricing

C.O.M. (FABRIC): is priced at Grade 2.

C.O.V. (VINYL): is priced at Grade 3.

# CUSTOM FABRIC FORM

For internal use only

Tracking # \_\_\_\_\_

Date \_\_\_\_\_



All information below needs to be supplied in order to process your request and one (1) yard of the fabric must be sent. Additional material may be requested. Please include this form and a Cal-117 certification (if applicable) to all test requests. If fabric is reversible, please indicate up side with a color swatch. Remember that fabric **(C.O.M.) is priced at grade 2 and vinyl (C.O.V.) is priced at grade 3.** Contact the C.O.M. coordinator with any questions.

Please send this form to [COM-Info@grounelacasse.com](mailto:COM-Info@grounelacasse.com).

## General information

Date of request	Ship one (1) yard of the selected upholstery to one of the following address  <b>For all other United Chair and Arold products:</b> Attention: C.O.M. Testing Groupe Lacasse 175 Saint-Pierre Saint-Pie, QC J0H 1W0 Canada
Customer name	
Contact person	
Phone #	
E-mail address	

## Textile information

Test #	Results		Supplier	Pattern name	Pattern #	Color
	Passed	Failed				
1.						
2.						
3.						
4.						
5.						

For internal use only

	Please check		Orientation		Reversible fabric?		Is fabric Cal-117?		Backer type
	Fabric	Vinyl	Off the roll	Railroaded	Yes	No	Yes	No	(If applicable)
1.									
2.									
3.									
4.									
5.									

## Other comments

---



---



---



# TERMS AND CONDITIONS OF SALE

## Order placement

Groupe Lacasse LLC requires that all orders must be submitted in writing as represented by a valid purchase order on company letterhead, which includes the total list and net dollars. This is to ensure that orders are complete, to avoid errors, and to avoid duplication. Please order product by number in order to avoid any possible error. Telephone orders will not be processed for production without proper written confirmation. Groupe Lacasse LLC will not be responsible for errors, omissions and order duplication due to non-compliance with this procedure.

## Ordering information

The following information is required to process an order:

### Customer information

Sold/Ship to address  
Purchase order number  
Authorized signature  
Contact name and phone  
Consignee contact name and phone  
Tagging instructions  
Bid/Quote # if applicable  
Product pricing (list/net)  
Order total (list/net)  
Preferred delivered date  
(Specific delivery date not guaranteed)

### Product information

Quantity  
Product numbers including options  
Fabric and colors (all surfaces)

## Order changes

Any change to an original purchase order must be received in writing no later than 48 hours after receipt of the original order. Any change to the original order after 48 hours, if approved, will result in production rescheduling. The cost variances will have to be approved by our Customer Service before production rescheduling.

## Order cancellations

Cancellations must be requested in writing no later than 48 hours after receipt of the original order and are subject to approval by Groupe Lacasse LLC. Cancellations cannot be accepted otherwise.

## Order acknowledgment

Orders will be acknowledged by Groupe Lacasse LLC. Please refer to the acknowledgment copy to make sure it agrees with your original purchase order. When corresponding, please refer to the acknowledgment number.

## Returns

Products are made-to-order and may not be cancelled or returned. For warranty issues, please contact Customer Service. The Seller reserves the right to recall any defective items for evaluation.

## Surcharges

### - Expedited Transportation

No shipments have guaranteed delivery time and/or date. Time-sensitive deliveries that require expedited carrier service will result in additional charges that will be passed on to the consignee (dealer).

## Prices

All prices listed are suggested retail prices, F.O.B. our factory, St-Pie, Quebec, Canada. Orders are accepted subject to prices and taxes prevailing at the time of shipment. Prices and taxes are subject to change without notice. If shipping date requested is more than 90 days from date of order, Groupe Lacasse LLC shall have the right to use the published list prices effective at the time of shipment.

### - Chargeable Parts Orders

Contact customer service for availability. Please take note of the following exclusion to the "small order fee": Shipments by UPS or FEDEX of accessories or parts that have a net value under \$100 are subject to a \$25 small order fee (instead of \$200) regardless of the shipping zones.

Price list dated SEPTeMBER 2022 supersedes all other published price lists.

Prices shown in the general price book have priority to electronic catalog contents.

## Terms

Terms of sale are net 30 days to firms who have established satisfactory credit; otherwise we reserve the right to request cash in advance. Interest on past due accounts shall be 2% per month (24% per year). Should the Buyer fail to fulfill the above-mentioned terms of payment, Groupe Lacasse LLC reserves the right to defer further shipments until the Buyer has satisfied all solvency criteria and terms of payment as determined by Groupe Lacasse LLC. Any product sold shall remain the property of Groupe Lacasse LLC and shall remain the Seller's property until paid for in full. The Buyer agrees to perform all acts which may be necessary to protect and assure retention of title to such products by Groupe Lacasse LLC until such time as goods have been paid for in full.

### - Credit

Credit may be established for sales on open account by submitting satisfactory references. A line of credit will be set by our credit department. We may change or cancel credit terms at our discretion and request advance payment at our option. A delay in providing credit information may delay order entry and the shipping date of an order. The Seller reserves the right to delay or cancel any shipment to a customer whose account balance is over the credit limit and/or past due. We do not ship C.O.D. Inactive account of more than one (1) year will result in a reevaluation of the account.

### - Applicable prices

List prices and discounts are subject to change without notice or approval. Applicable prices are those in effect at the time of the receipt of an order; we reserve the right to use the published list prices effective at the time of shipment if the requested ship date is more than 90 days after the order receipt date. Prices shown in price book have priority to electronic catalog contents.

### - Services

List prices apply to products only. If, as a result of customer request, the dealer or authorized representative provides planning/design services, storage, special handling, set-up, or installation, the customer will be charged at the local dealer or authorized representative's standard rate.

## Quotations

Quotations are valid for a period of thirty (30) days.

## Changes

All illustrations, specifications and prices in this book are based on the latest product information available at the time of publication. The right is reserved to make changes, at any time and without prior notice, to prices, colors, materials, specifications and models offered.

## Delivery

The scheduled delivery week is specified on our acknowledgment. Groupe Lacasse LLC is not liable for delay or failure to deliver goods due to causes beyond its control. Groupe Lacasse LLC will only make on site deliveries for a full truckload (2,400 cubic feet). An unloading dock must be available to accommodate 53 feet trailers and address is subject to approval. Unloading at destination is the responsibility of the purchaser. Our standard carriers do not have liftgates. Request for liftgates can often be accommodated but will result in extra fees.

Time sensitive deliveries that require expedited carrier service will result in additional charges that will be passed onto the consignee (dealer).

Under no circumstance will Groupe Lacasse deliver goods in a residential area. Groupe Lacasse cannot accommodate inside deliveries.

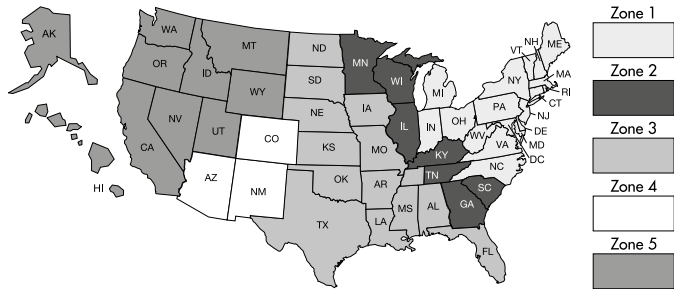
### - Ship dates and delays

If the Seller cannot ship products due to causes beyond its reasonable control (such as casualty, acts of nature, labor disputes, or accident; inability to obtain necessary labor, material or transportation; changes requested by the customer), the ship date will be extended to compensate for the delay as determined by the Seller.

### - Routing

Unless otherwise specified by the buyer and agreed to by Groupe Lacasse LLC, the latter reserves the right to select the route, method of shipment and carrier. Customer requests for special carrier, method of shipment and/or routing will be shipped freight collect.

## Transportation policy



Zone 0 shipments are FCA plant. Zones 1, 2, 3, 4 and 5 pricing includes freight cost to your geographical location. Alaska Zone 5: F.O.B. Washington State. Hawaii Zone 5: F.O.B. California.

On all orders with a net value between \$1,000 and \$3,000 (regardless of brand and/or ship-to address), we will add a \$200 “small order fee”. Consolidation of product collections per order(s) to reach the \$3,000 net value is allowed, as long as all products and orders are shipped to the same destination/receiving location (ship-to address), the fee then will not apply regardless of shipping dates and points of origins. For individual orders with a net value less than \$1,000, the applicable “small order fee” will be \$300 unless more than one order can be combined with another one for the same ship-to address. If the case and net value is between \$1,000 and \$3,000, the fee will be \$200.

Freight charges beyond the continental United States are the purchaser’s responsibility. Shipments beyond the continental United States must deliver to a freight forwarder or forwarding carrier of your choice. It is the customer’s responsibility to provide this information on purchase orders.

### Storage

In the event the purchaser request postponement of shipment beyond the scheduled shipping week after the goods have become work in process, or are ready to be shipped, Groupe Lacasse LLC can take arrangements to store the goods but at the purchaser’s risk and expense. Such transfer to storage shall be deemed delivery to purchaser for all purposes including invoicing and payment.

### Freight claims

All FCA destination claims will be handled and filed by the Seller. In order to expedite any credit due, your help and assistance is required. Please adhere to the following guidelines.

The merchandise is carefully packed and thoroughly inspected before leaving the warehouse. Responsibility for its safe delivery is assumed by the carrier upon acceptance of the shipment. Claims for loss or damage sustained in transit must therefore be made to Groupe Lacasse LLC as follows:

#### A. Concealed loss or damage

Concealed loss or damage means loss or damage that does not become apparent until the merchandise has been unpacked. The contents may be damaged in transit due to rough handling even though the carton may not show external damage. When damage is discovered upon unpacking, a written request must be made to Groupe Lacasse Customer Service within 15 days of the receiving date. No disposition will be taken until approved by the manufacturer.

**IMPORTANT:** Groupe Lacasse’s policy in concealed damage is to replace the part or complete product if necessary at no charge to the dealer. However, it is the responsibility of the dealer to provide installation of the replaced part or complete product. Therefore, no labor fees will be accepted on concealed damages.

#### B. Visible damage or shortage

Any external evidence of damage or shortage must be noted on the freight bill or express receipts and signed by the carrier’s agent. Failure to adequately describe such external evidence of damage or shortage may result in refusing to honor a damage claim. When damage or shortage is discovered, a written request must be made to Groupe Lacasse Customer Service within 5 days of the receiving date.

For claims, please contact **Groupe Lacasse Customer Service** by phone at **1-888-522-2773** or by fax at **1-888-248-1865**.

## Product

### A. Use and installation of products

The Seller recommends that its products be installed according to its written installation procedures. The customer agrees to use the Seller’s products properly; not to remove or alter safety devices, warnings, or operation instructions placed on products by the Seller and to instruct employees as to the proper care and use of the products according to printed instructions. Installers can be contracted through one of the Seller’s dealer or affiliate on a separately negotiated basis.

### B. Service

Service requests for design, installation, relocation, storage, trade-in, etc. are handled by the local authorized dealer. Contact the local authorized dealer for more details.

### C. California Bulletins #117 and #133 (Seating)

Many models in this price list can be made to comply with State of California Technical Bulletin #133. The standard fire-retardant foam supplied meets the specification of State of California Technical Bulletin #117. Consult Customer Service for the latest models and upcharges.

### D. Design

We reserve the right to make changes in product offering, design and materials as well as discontinuance of parts and units when such action is deemed to be an improvement in design or function.

## WARRANTY

The following warranty applies to United Chair products manufactured after September 6, 2022. This warranty is given to the initial buyer and is valid for as long as the product is owned by the original buyer. The warranty, which runs from the date of manufacture, covers defects in materials and craftsmanship found during normal usage of products during the applicable warranty period.

### Warranty

Groupe Lacasse LLC warrants its products, from the date of invoice, to be free from defects in material and workmanship for as long as the original purchaser owns it; proof of delivery being the only official document accepted by Groupe Lacasse LLC for any claim. This warranty is subject to the limitations, exclusions and other provisions below:

Lifetime except those listed below. Weight limit: 310 lbs. (141 kg).

United Chair Products	Applicable Warranty Period
4800 Series + related accessories	10 years*
Upholstery	Standard and Carded Programs: 5 years*. Graded-In Program, C.O.M./C.O.V. and SPL: Not covered under warranty.
Foam	5 years*
Painted Surfaces	5 years*
Casters/Glides	10 years*
Arm Pads	5 years*
Mechanism	10 years*
Cylinder	10 years*
Savvy 24h	5 years
All other components	Lifetime
Dollies	10 years*

Labor, delivery charges and service not covered under warranty.

This warranty does not apply to “normal wear and tear”, abuse, damage caused by a carrier, damaged caused by transport of product from one site or location to another and alterations to the product not expressly authorized by the Seller. It also does not apply to “Customer’s Own Material”, “Groupe Lacasse Graded-In Program” and “SPL” fabric, (i.e., material specified by the buyer that is not a standard United Chair product offering) used in the manufacture of United Chair products. The Seller does not warrant the matching of color, grain or texture except to within commercially-acceptable standards. For the purposes of warranty claims, upholstery fabrics that have been dropped from United Chair stocked fabric program will be supported for 6 months from the date of discontinuation. For fabrics that are no longer available from the manufacturer, substitute fabrics will be used for warranty claims.

A product will not be considered defective, and it will not be subject to the warranty, if the product is not installed or used as recommended in the Seller’s written planning, installation or user guides. The warranty does not apply to any United Chair seating product that is used by an individual weighing over 310 lbs. (141 kg). Warranty will be void if identification label is removed under the chair or if a proof of purchase cannot be supplied, such as an order number or an invoice.

Except as stated above, the Seller does not make any express or implied warranties as to any product and in particular does not make any warranty of fitness for any particular purpose except for use as standard office furniture. The remedies described above are the buyer’s exclusive remedies for any product defect. The Seller shall not be liable for consequential, economic, indirect, punitive or incidental damages arising from any product defect.

\*The applicable warranty period assumes that the product is used an average of not more than 40 hours per week. If a product is used more than this, the applicable warranty period shall be reduced in proportion to the increased usage. For example, if casters are used an average of 50 hours per week, the applicable warranty period for the casters shall be reduced to four years.



***united chair***<sup>®</sup>

A GROUPE LACASSE BRAND

**GROUPE**  
**LACASSE**

1 888 522.2773 | [www.groupelacasse.com](http://www.groupelacasse.com)